

FISCAL YEAR 2016 SAMPLE

- ⇒ The study follows 7,822 juveniles with a delinquent complaint who exited the juvenile justice system in FY 2016 following diversion, probation, or commitment to a YDC.
- ⇒ Recidivism includes all subsequent delinquent complaints and adult arrests and is tracked during juvenile justice involvement as well as a two-year follow-up period.

Juvenile Profile

- Juveniles averaged 14 years of age at offense. Most were male (73%) and 48% were black.
- Few were classified at the lowest (4%) and highest (10%) risk levels; most (61%) were assessed as having low needs.
- Over one-third had at least one prior complaint. 84% had a misdemeanor offense; 59% had a school-based offense.
- Length of juvenile justice involvement was shortest for diverted juveniles and longest for committed juveniles.

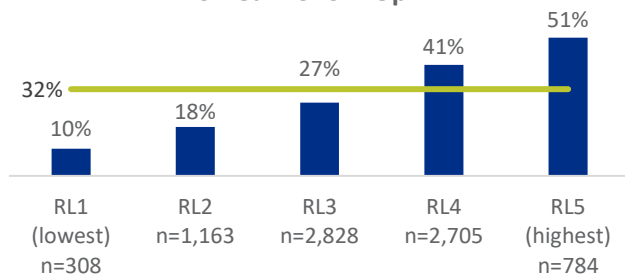
Top 5 Juvenile Offenses

Type of Offense	Class	N	%
Simple Assault	2	1,154	15
Misdemeanor Larceny	1	728	9
Simple Affray	2	523	7
Disorderly Conduct at School	2	476	6
Felony Breaking and Entering	H	329	4

Recidivism

- Overall, 19% had recidivism during their juvenile justice involvement, 32% during the two-year follow-up, and 41% during either or both time periods.
- Recidivism rates were higher for juveniles who were involved with the juvenile justice system longer.
- Juveniles with at least one prior complaint had higher recidivism rates than those with no prior complaints.
- Recidivism increased as risk level and needs level increased.

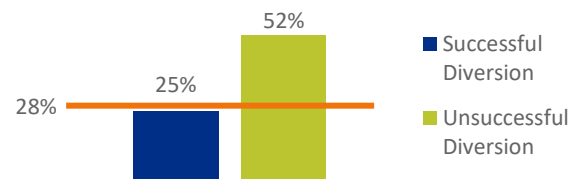
Recidivism Rates by Risk Level:
Two-Year Follow-Up



Diverted Juveniles

- Of the 4,068 diverted juveniles, most (87%) successfully completed their diversion plan or contract.
- Diverted juveniles spent an average of 4 months in the juvenile justice system.
- Only 10% of diverted juveniles recidivated during their juvenile justice involvement.
- Juveniles with an unsuccessful diversion had substantially higher recidivism rates compared to juveniles with a successful diversion.

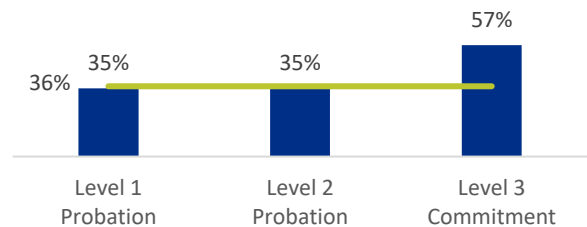
Recidivism Rates: Two-Year Follow-Up



Adjudicated Juveniles

- Of the 3,754 juveniles adjudicated delinquent, 3,555 exited probation (2,822 with a Level 1 and 733 with a Level 2 disposition) and 199 exited a YDC facility (a Level 3 disposition).
- Probationers and committed juveniles spent an average of 12 and 13 months, respectively, involved in the system.
- 94% had a misdemeanor offense, while 53% of the Level 2 disposition group and 77% of the Level 3 commitment group had a felony offense.
- Juveniles with Level 2 probation had the highest recidivism rate during juvenile justice involvement (36%), while committed juveniles had the lowest due to their confinement (8%). The rate for juveniles with Level 1 probation was 29%.
- While the Level 2 probation group had higher recidivism rates during their juvenile justice involvement compared to the Level 1 probation group, there were no differences in their recidivism rates during the two-year follow-up.

Recidivism Rates: Two-Year Follow-Up



Note: Direct comparisons between recidivism rates in this year's report and previous reports cannot be made due to methodological differences.
SOURCE: NC Sentencing and Policy Advisory Commission, FY 2016 Juvenile Recidivism Exit Sample

For the NC Sentencing and Policy Advisory Commission's *Juvenile Recidivism Study: FY 2016 Juvenile Sample* and all other publications, see the Commission's website: www.NCSPAC.org.