

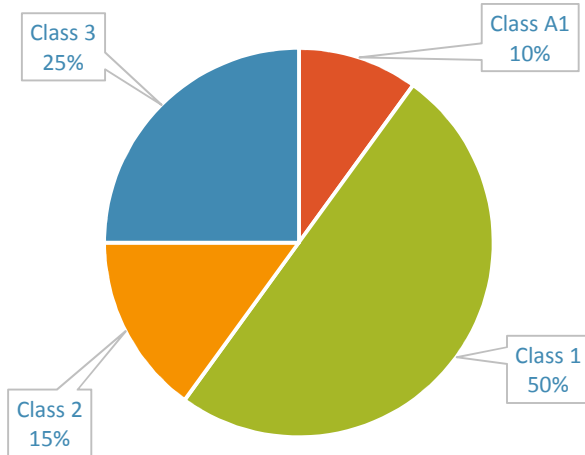


Quick Facts: Misdemeanor Convictions

FISCAL YEAR 2016

- ⇒ During FY 2016, 98,360 sentences for misdemeanor convictions were imposed under Structured Sentencing.
- ⇒ 50% of those misdemeanor convictions fell into Class 1.
- ⇒ Most misdemeanor convictions were for either a public order offense or a property offense (32% and 31% respectively).
- ⇒ 30% of misdemeanor convictions in FY 2016 received an Active punishment.

Offense Class Distribution

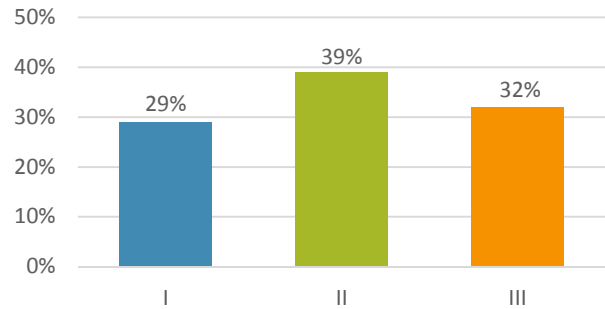


Type of Offense	N	%
Public Order	30,622	32
Property	29,595	31
Drug	22,858	24
Person	11,735	13

Offender Characteristics

- The majority of misdemeanor offenders were male (73%).
- 50% of misdemeanor offenders were White, 43% were Black, 3% were Hispanic, 2% were Native American, and 2% were Other.
- The average age of misdemeanor offenders was 33.
- 29% of misdemeanor convictions were for offenders in Prior Conviction Level I (i.e., offenders with zero prior convictions).

Prior Conviction Level Distribution



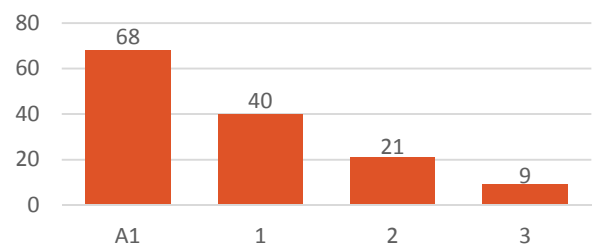
Top 5 Misdemeanor Convictions

Offense	Class	N
Larceny of Property	1	16,070
Possess Marijuana	3	7,196
Possess Drug Paraphernalia	1	6,757
Resisting Public Officer	2	4,913
Assault on a Female	A1	4,862

Punishment

- 30% of misdemeanor convictions resulted in an Active punishment, 3% resulted in an Intermediate punishment, and 67% resulted in a Community punishment.
- Convictions for Class A1 and Class 2 misdemeanors accounted for the highest percentages of Active sentences imposed relative to other offense classes (35% and 34% respectively).
- The average Active sentence length was 34 days.
- 82% of offenders with Active sentences received credit for time served, with an average credit of 18 days.

Average Active Sentence by Offense Class (in Days)

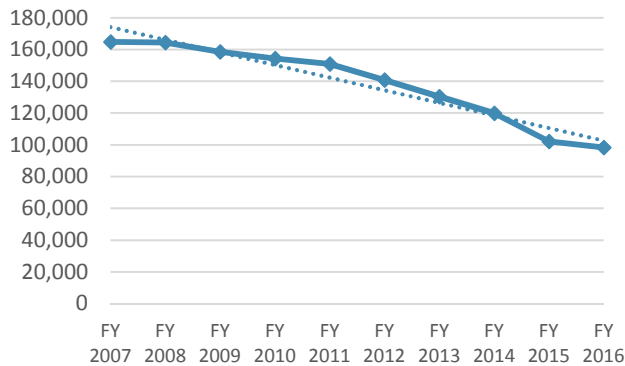


Quick Facts: Misdemeanor Convictions

FISCAL YEAR 2007 – FISCAL YEAR 2016

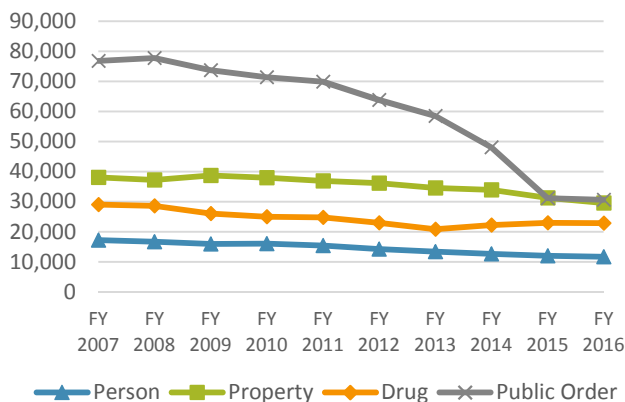
Over the past ten years, misdemeanor convictions have decreased 40%. The largest decrease in misdemeanor convictions occurred from FY 2014 to FY 2015 (15%) and can be attributed to the 2013 reclassification of several misdemeanor offenses to lower classes or infractions. In FY 2016, misdemeanor convictions decreased 4%.

Total Misdemeanor Convictions



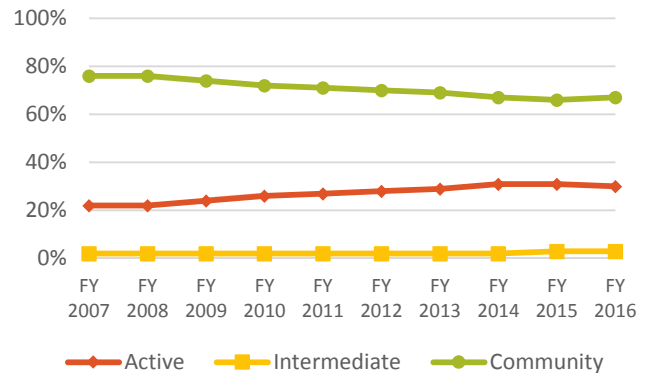
Public order and property crimes have comprised the majority of all misdemeanor convictions over the past ten years, with combined totals ranging between 64% and 73%. After declining 35% from FY 2014 to FY 2015 (likely due to the 2013 reclassification described above), public order convictions stabilized in FY 2016.

Misdemeanor Convictions by Type of Offense



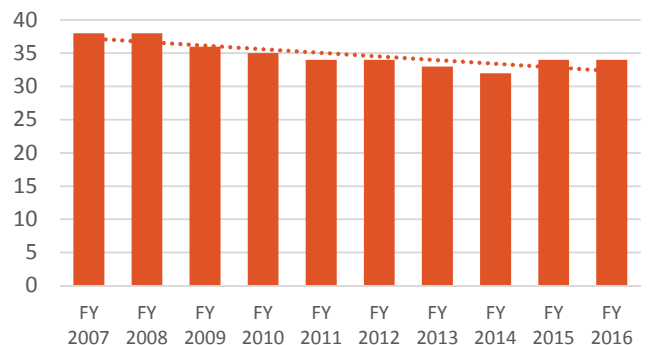
Over the past ten years, Active punishments have generally increased while Community punishments have generally decreased; Intermediate punishments have remained stable between 2% and 3% of misdemeanor convictions. Increases in Active punishments appear to be attributed to increased use of the statutory provision that allows the court to impose an Active punishment if the term of imprisonment is equal to or less than the total time the offender has already spent in confinement pretrial.

Misdemeanor Convictions by Type of Punishment



The average Active sentence imposed for all misdemeanor convictions has generally decreased over the past ten years and has ranged from a high of 38 days to a low of 32 days.

Average Active Sentence (in Days)



Note: The following categories of misdemeanor convictions are excluded: driving while impaired offenses; cases disposed of by a magistrate; Class 2 and 3 criminal traffic offenses; and local ordinance offenses. Also, figures in this publication generally exclude misdemeanor convictions that did not fit within the appropriate cell in the Misdemeanor Punishment Chart.

SOURCE: NC Sentencing and Policy Advisory Commission, FY 2007 – FY 2016 Statistical Report Data

NC Sentencing and Policy Advisory Commission
 PO Box 2448 | Raleigh, NC 27602
 (919) 890-1470

The Honorable W. Erwin Spainhour, Chairman
Michelle Hall, Executive Director

For the NC Sentencing and Policy Advisory Commission's *Structured Sentencing Statistical Report for Felonies and Misdemeanors* and all other publications, see the Commission's website: <http://www.nccourts.org/Courts/CRS/Councils/spac/>.