

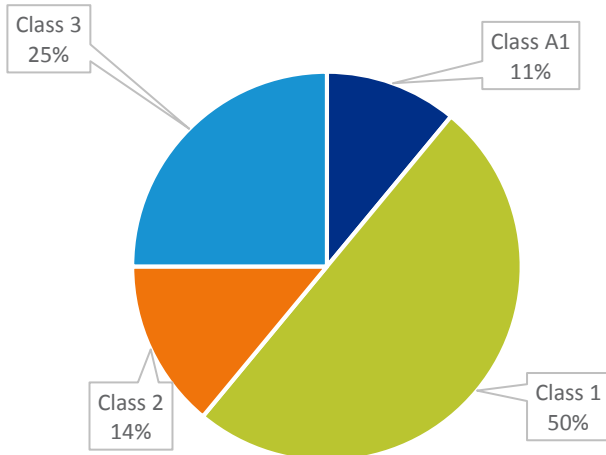
# QUICK FACTS: MISDEMEANOR CONVICTIONS

FEBRUARY 2018

## FISCAL YEAR 2017

- ⇒ During FY 2017, 94,150 sentences for misdemeanor convictions were imposed under Structured Sentencing.
- ⇒ Half of those misdemeanor convictions were in Class 1.
- ⇒ Most misdemeanor convictions were for either a public order offense or a property offense (33% and 30% respectively).
- ⇒ 32% of misdemeanor convictions in FY 2017 received an Active punishment.

Offense Class Distribution



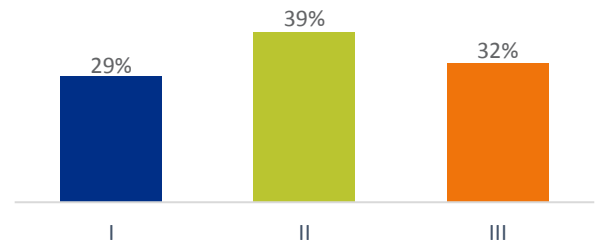
Convictions by Type of Offense

Type of Offense	N	%
Public Order	29,725	33
Property	27,761	30
Drug	22,691	25
Person	11,294	12

### Offender Characteristics

- The majority of misdemeanor offenders were male (73%).
- 52% of misdemeanor offenders were White, 41% were Black, 3% were Hispanic, 2% were Native American, and 2% were Other.
- The average age of misdemeanor offenders was 33.
- 29% of misdemeanor convictions were for offenders in Prior Conviction Level I (i.e., offenders with no prior convictions).

Prior Conviction Level Distribution



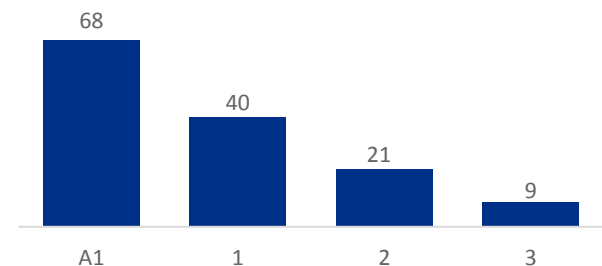
Top 5 Misdemeanor Convictions

Offense	Class	N
Larceny of Property	1	14,626
Possess Marijuana	3	7,267
Possess Drug Paraphernalia	1	6,361
Resisting Public Officer	2	4,753
Assault on a Female	A1	4,591

### Punishment

- 32% of misdemeanor convictions resulted in an Active punishment, 3% resulted in an Intermediate punishment, and 65% resulted in a Community punishment.
- Convictions for Class A1 and Class 2 misdemeanors accounted for the highest percentages of Active sentences imposed relative to other offense classes (36% each).
- The average Active sentence length was 34 days.
- 84% of offenders with Active sentences received credit for time served, with an average credit of 19 days.

Average Active Sentence  
by Offense Class (in Days)

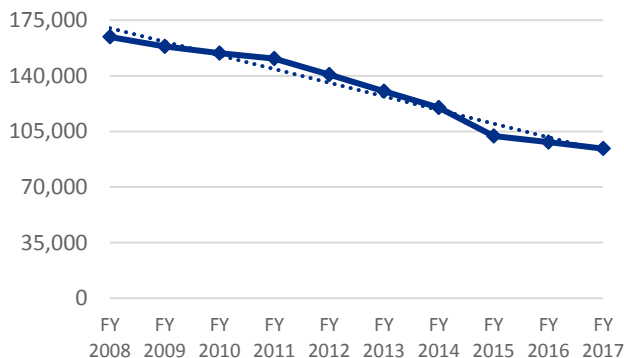


# QUICK FACTS: MISDEMEANOR CONVICTIONS

## FISCAL YEAR 2008 – FISCAL YEAR 2017

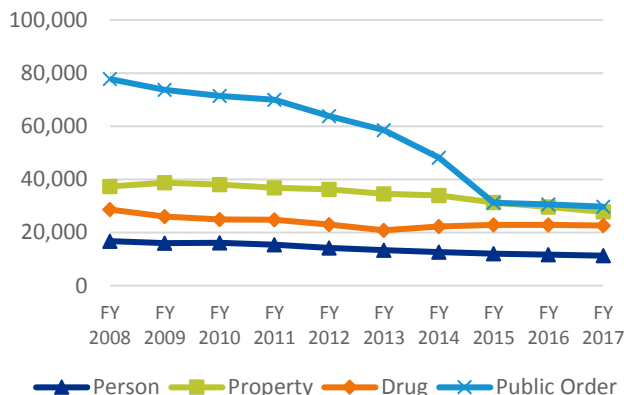
Over the past ten years, misdemeanor convictions have decreased 43%. The largest decrease in misdemeanor convictions occurred from FY 2014 to FY 2015 (15%) and can be attributed to the 2013 reclassification of several misdemeanor offenses to lower classes or infractions. In FY 2017, misdemeanor convictions decreased 4%.

**Total Misdemeanor Convictions**



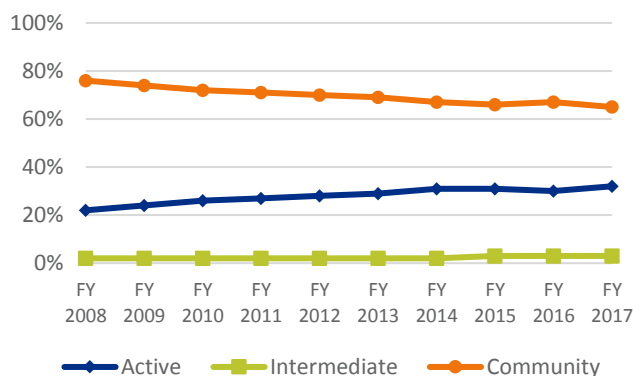
Public order and property crimes have comprised the majority of all misdemeanor convictions over the past ten years, with combined totals ranging between 63% and 73%. After declining 35% from FY 2014 to FY 2015 (likely due to the 2013 reclassification described above), public order convictions stabilized beginning in FY 2016.

**Misdemeanor Convictions by Type of Offense**



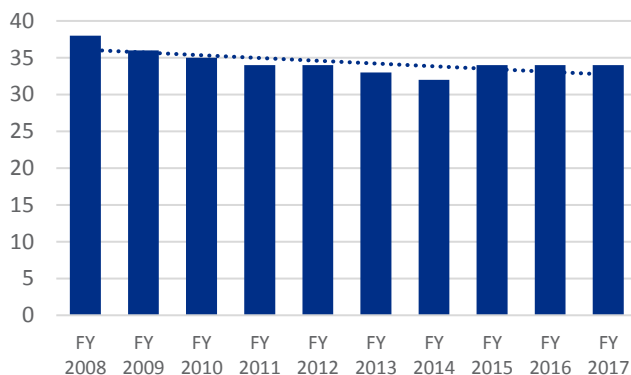
In the last decade, Active punishments have generally increased while Community punishments have generally decreased; Intermediate punishments have remained stable between 2% and 3% of misdemeanor convictions. Increases in Active punishments appear to be due to increased use of the statutory provision that allows the court to impose an Active punishment equal to or less than the time the offender has already spent in confinement pretrial.

**Misdemeanor Convictions by Type of Punishment**



The average Active sentence imposed for all misdemeanor convictions has generally decreased over the past ten years and has ranged from a high of 38 days to a low of 32 days.

**Average Active Sentence (in Days)**



Note: The following categories of misdemeanor convictions are excluded: driving while impaired offenses; cases disposed of by a magistrate; Class 2 and 3 criminal traffic offenses; and local ordinance offenses. Also, figures in this publication generally exclude misdemeanor convictions that did not fit within the appropriate cell in the Misdemeanor Punishment Chart.

SOURCE: NC Sentencing and Policy Advisory Commission, FY 2008 – FY 2017 Statistical Report Data

**NC Sentencing and Policy Advisory Commission**  
 PO Box 2448 | Raleigh, NC 27602  
 (919) 890-1470

**The Honorable Charlie Brown, Chairman**  
**Michelle Hall, Executive Director**

For the NC Sentencing and Policy Advisory Commission's *Structured Sentencing Statistical Report for Felonies and Misdemeanors* and all other publications, see the Commission's website: [www.NCSPAC.org](http://www.NCSPAC.org).