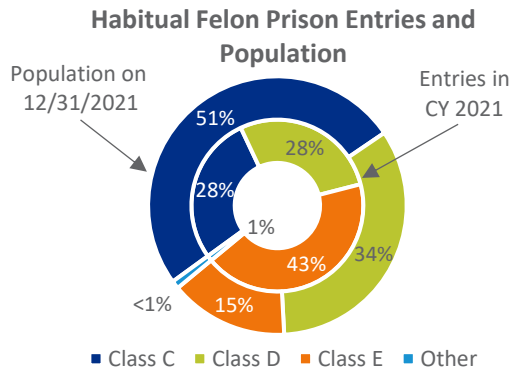


CALENDAR YEAR 2021

- ⇒ The Justice Reinvestment Act, enacted in 2011, made significant changes to North Carolina’s criminal justice system from sentencing to corrections.
- ⇒ The COVID-19 pandemic, which began in March 2020, continued to affect the volume of convictions and the prison and jail populations in CY 2021.

Sentencing Practices

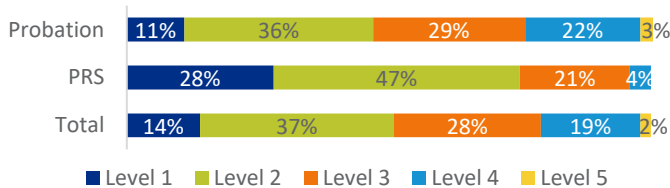
- There were 101 felony habitual breaking and entering and 164 Advanced Supervised Release prison entries.
- There were 906 habitual felon prison entries; most were sentenced in Class E (43%).



Community Supervision

- Of the 76,897 offenders under community supervision on December 31, most were assessed as either moderate risk or moderate need (34% and 38% respectively).
- More post-release supervisees were supervised in Level 1 (most restrictive level) compared to probationers.

Assessed Community Corrections Population

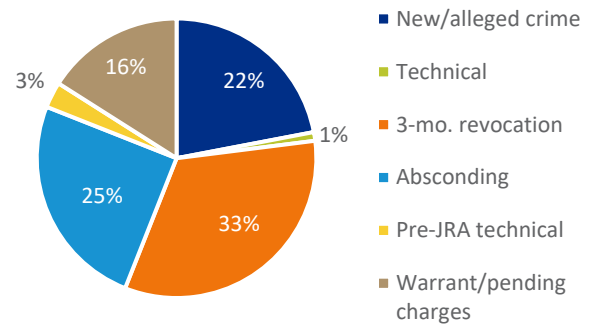


- A total of 1,365 quick dips were ordered; a higher percentage of felons (63%) received a quick dip compared to misdemeanants (37%).
- Of the 2,194 CRV dispositions, most (37%) were for offenders in Supervision Level 2.

Incarceration and Reentry

- Most of those entering PRS (69%) were in Classes F-I.
- The largest proportion of both Class B1-E and Class F-I offenders exiting PRS were in Supervision Level 2 (44%).
- PRS revocation rates were highest in Supervision Level 1 (21% for Class B1-E and 17% for Class F-I), with a decreasing rate for Supervision Levels 2, 3, and 4.

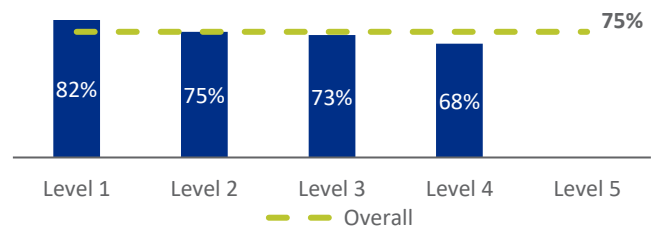
Felony Entries to Prison for PRS Violations



Outcomes (1-Year Follow-Up from CY 2020)

- Probationers in Level 1 had the highest rate of subsequent violations after a quick dip (82%), with a decreasing rate of subsequent violations for Supervision Levels 2, 3, and 4.

Violations Following a Quick Dip Confinement



- Less than half (42%) of the 1,817 CRV dispositions in CY 2020 had a subsequent violation within one year.

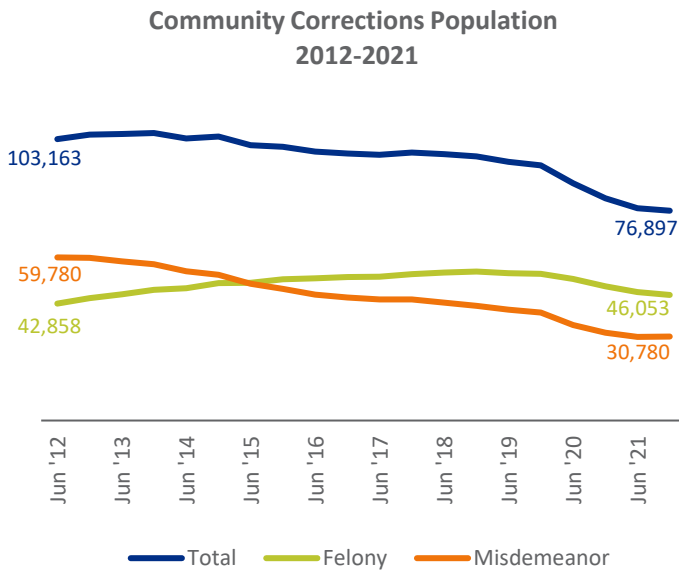
Outcomes Following CRV Dispositions

1-Year Outcome	Felons	Misd.	Total
On Supervision	47%	32%	44%
CRV & Terminate	27%	35%	29%
Terminal CRV	20%	28%	21%
Revocation	7%	5%	6%

QUICK FACTS: JUSTICE REINVESTMENT

CALENDAR YEARS 2012-2021

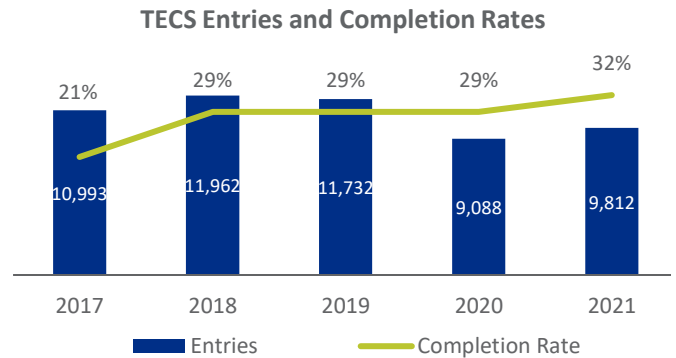
The overall community corrections population has declined 25% since June 2012. Much of this decline was attributable to declines in the misdemeanor population; however, the population declined 11% over the past year due to the ongoing effects of the pandemic. Excluding 2020 and 2021, the felony community corrections population has generally increased since 2012 as a result of the expansion of PRS.



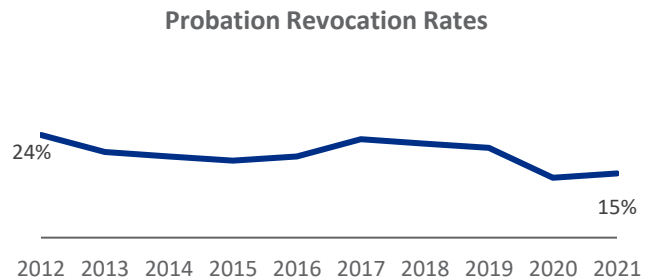
The average prison population declined from 37,600 in December 2012 to 29,840 in December 2021, a decrease of 23%. Prior to the onset of the pandemic, the population had stabilized at 2005 levels.



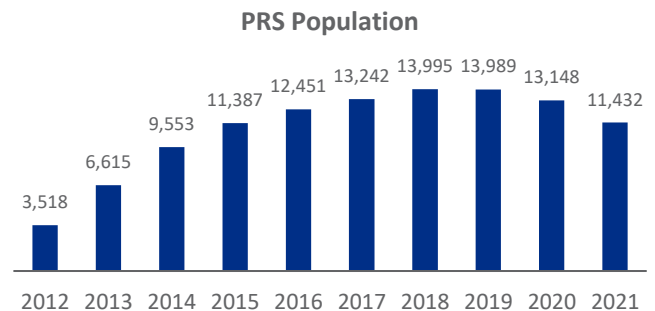
TECS completion rates remained the same during 2018-2020 (29%), with a slight increase to 32% in 2021. Overall, about two-thirds of offenders are not completing their TECS programs. In 2021, completion rates were highest for participants in Supervision Level 4 (42%).



The overall probation revocation rate has decreased substantially since 2012. In 2021, revocation rates were highest for probationers in Supervision Level 1.



The PRS population has increased since 2012 due to the addition of PRS for Class F-I felons exiting prison.



Note: Overall prison entries for CY 2018 - CY 2021 are affected by the number of inmates in county jails waiting for transfer to the state prison system. On December 31, 2021, there were 425 inmates backlogged in county jails.
SOURCE: NC Sentencing and Policy Advisory Commission, 2012-2021 Justice Reinvestment Act Implementation Evaluation Report Data

NC Sentencing and Policy Advisory Commission
PO Box 2448 | Raleigh, NC 27602
(919) 890-1470

The Honorable Charlie Brown, Chairman
Michelle Hall, Executive Director

For the NC Sentencing and Policy Advisory Commission's *Justice Reinvestment Act Implementation Evaluation Report 2022* and all other publications, see the Commission's website: www.NCSPAC.org.