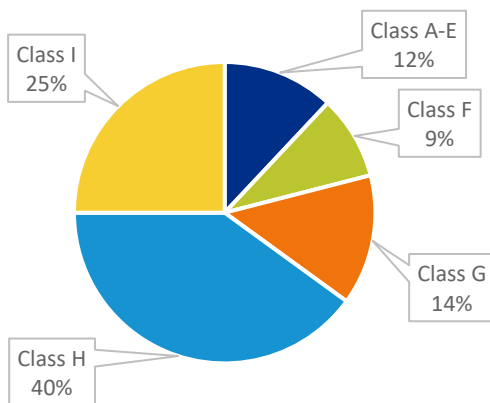


## FISCAL YEAR 2021

- ⇒ There were 21,293 sentences imposed in FY 2021 for felony convictions under Structured Sentencing, fewer than in previous years due to the continuing effects of the COVID-19 pandemic.
- ⇒ Nearly two-thirds (65%) of felony convictions were for Class H and I offenses.
- ⇒ Nearly one-third (32%) of felony convictions were for non-trafficking drug offenses.
- ⇒ 34% of convictions resulted in an Active punishment.

### Offense Class Distribution



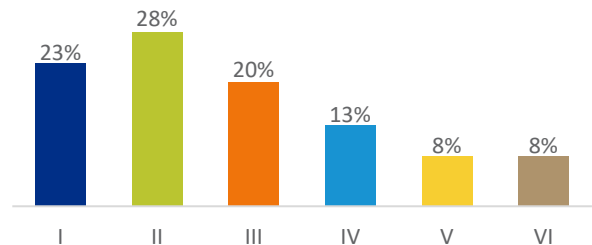
### Convictions by Type of Offense

| Type of Offense      | N     | %  |
|----------------------|-------|----|
| Person               | 3,767 | 18 |
| Property             | 6,283 | 30 |
| Non-Trafficking Drug | 6,750 | 32 |
| Other                | 4,179 | 20 |

### Offender Characteristics

- The majority of felony offenders were male (81%).
- 53% of offenders were White, 41% were Black, 3% were Hispanic, 1% were Native American, and 2% were Other.
- The average age of offenders was 35.
- Just over half (51%) of convictions were for offenders in Prior Record Levels I and II, including 17% for offenders with no prior record points. 16% had serious criminal histories (Prior Record Levels V and VI).

### Prior Record Level Distribution



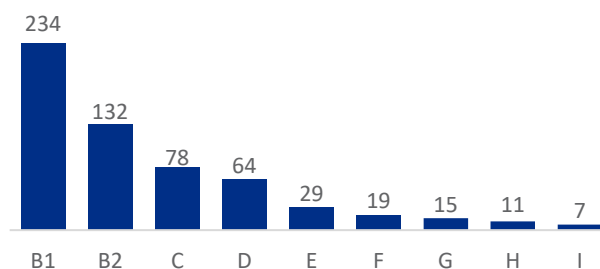
### Top 5 Felony Convictions

| Offense                            | Class | N     |
|------------------------------------|-------|-------|
| Possess Methamphetamine            | I     | 1,558 |
| Possession of a Firearm by a Felon | G     | 1,437 |
| Breaking and Entering              | H     | 1,166 |
| Obtain Property by False Pretense  | H     | 827   |
| Felony Larceny                     | H     | 757   |

### Punishment

- 34% of felony convictions resulted in an Active punishment, 34% resulted in an Intermediate punishment, and 32% resulted in a Community punishment.
- Two-thirds (66%) of convictions with an Active punishment were sentenced in the presumptive range.
- Overall, the average minimum Active sentence was 28 months. 88% of offenders with Active sentences received credit for time served, with an average credit of 7 months.

### Average Minimum Active Sentence by Offense Class (in Months)

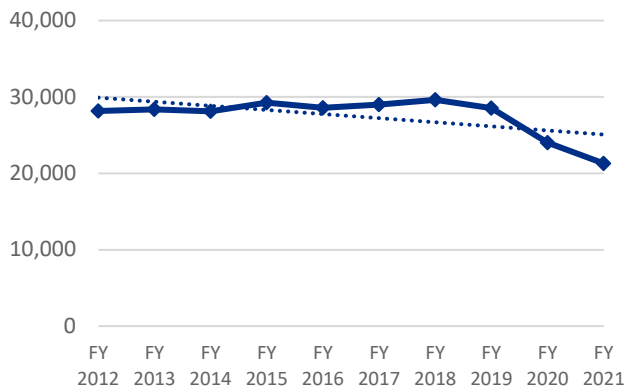


# QUICK FACTS: FELONY CONVICTIONS

FISCAL YEAR 2012 – FISCAL YEAR 2021

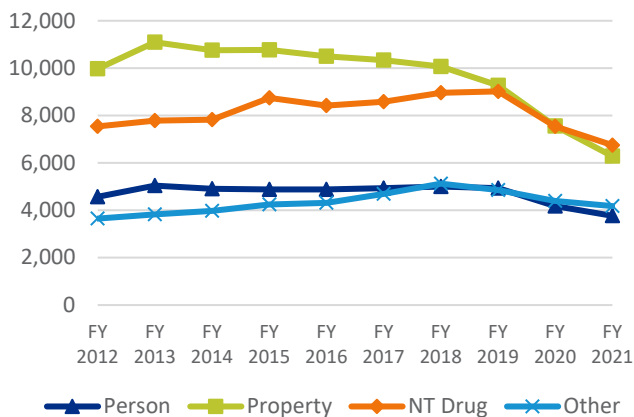
Felony convictions have decreased 24% since FY 2012, with most of these decreases occurring as a result of the COVID-19 pandemic. Over the past fiscal year, felony convictions declined 11%.

**Total Felony Convictions**



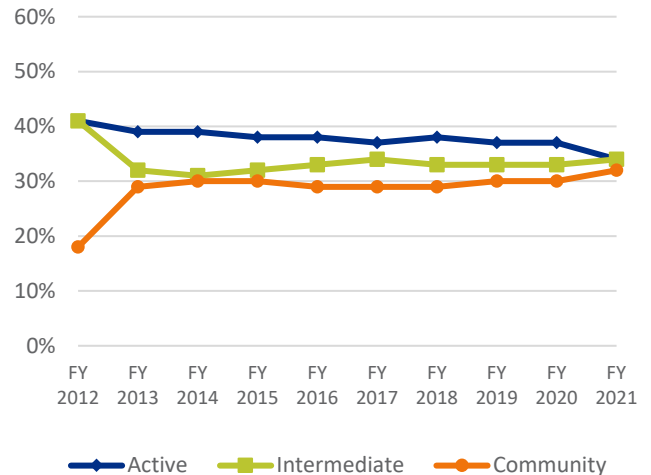
Property and non-trafficking drug offenses have comprised approximately two-thirds of all felony convictions over the past ten years, with combined totals ranging between 62% and 68%. While the number of all conviction types declined as a result of the COVID-19 pandemic, property offenses had already been declining since FY 2013.

**Felony Convictions by Type of Offense**



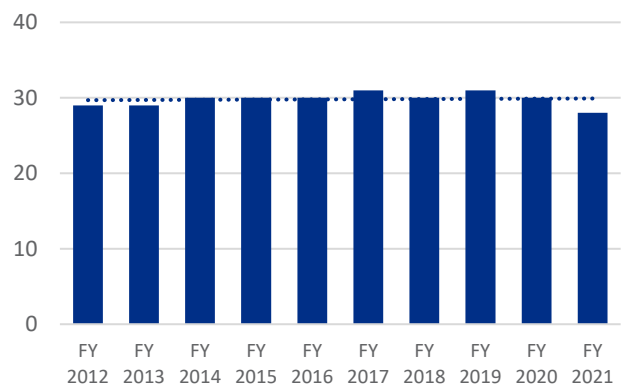
Changes to Community and Intermediate punishments under the Justice Reinvestment Act resulted in shifts in non-active punishments between FY 2012 and FY 2013. The percentage of Active punishments imposed decreased from FY 2020 to FY 2021 (37% and 34%).

**Felony Convictions by Type of Punishment**



Due to the ongoing effects of the COVID-19 pandemic, the overall average minimum active sentence imposed declined from 30 months to 28 months over the past fiscal year.

**Average Minimum Active Sentence (in Months)**



Note: Figures in this publication generally exclude felony convictions that did not fit within the appropriate cell in the Felony Punishment Chart. However, convictions for Intermediate and Community punishments in cells in which those dispositions are not authorized by the Felony Punishment Chart are included. Average active sentence length calculations exclude death and life sentences.

SOURCE: NC Sentencing and Policy Advisory Commission, FY 2012 – FY 2021 Statistical Report Data

**NC Sentencing and Policy Advisory Commission**  
**PO Box 2448 | Raleigh, NC 27602**  
**(919) 890-1470**

**The Honorable Charlie Brown, Chairman**  
**Michelle Hall, Executive Director**

For the NC Sentencing and Policy Advisory Commission's *Structured Sentencing Statistical Report for Felonies and Misdemeanors* and all other publications, see the Commission's website: [www.NCSPAC.org](http://www.NCSPAC.org).