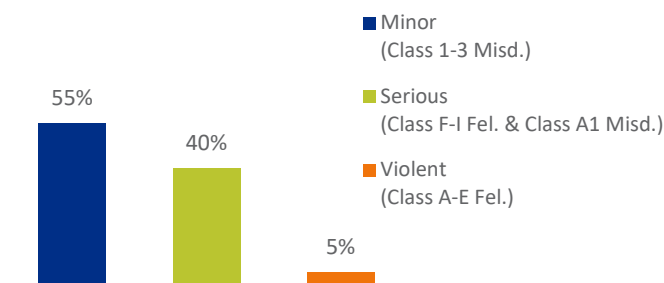


FISCAL YEAR 2021

- ⇒ FY 2021 juvenile dispositions continue to be affected by the COVID-19 pandemic and the implementation of the Juvenile Justice Reinvestment Act (JJRA).
- ⇒ There were 2,839 delinquent dispositions imposed, a 12% increase from FY 2020.
- ⇒ 1,086 dispositions (38%) were imposed for 16- and 17-year-olds under the JJRA.
- ⇒ 55% of dispositions were for Minor offenses.
- ⇒ 19% of Serious offenses were Class A1 misdemeanors.
- ⇒ The most common dispositions were for property and person offenses; few were for drug offenses.
- ⇒ Very few Level 3 dispositions (Commitment/Youth Development Center (YDC)) were imposed.

Offense Classification



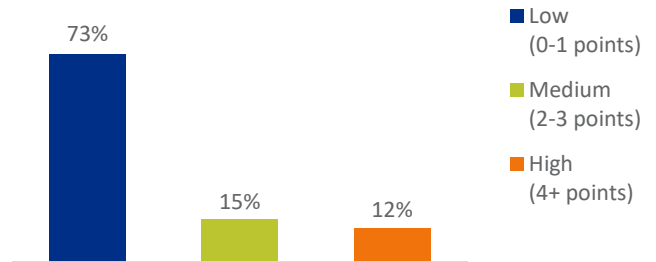
Dispositions by Adjudicated Offense Type

Offense Type	N	%
Property	1,288	45
Person	957	34
Other	368	13
Drug	226	8

Juvenile Characteristics

- The majority (81%) of juveniles were male.
- 47% of juveniles were Black, 38% were White, 10% were Hispanic, 1% were Native American, and 4% were Other.
- The average age at disposition was 15.
- The majority of juveniles (73%) had a Low delinquency history level; 62% had zero delinquency history points.
- Most dispositions (43%) involved a juvenile adjudicated for a Minor offense with a Low delinquency history level.

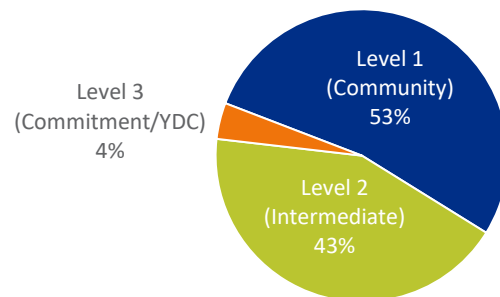
Delinquency History Level



Dispositions Imposed

- Over half of dispositions imposed (53%) were Level 1.
- Of the 2,724 Level 1 and Level 2 dispositions, the most frequently imposed length of probation was 12 months (53%). The second most frequently imposed length was 6 months (25%).
- By statute, juveniles with a Level 3 disposition must be committed to a YDC for a minimum of 6 months; the average length of stay for YDC exits was 13 months.
- The top 5 adjudicated offenses accounted for 25% of dispositions imposed in FY 2021.

Dispositions Imposed



Top 5 Adjudicated Offenses

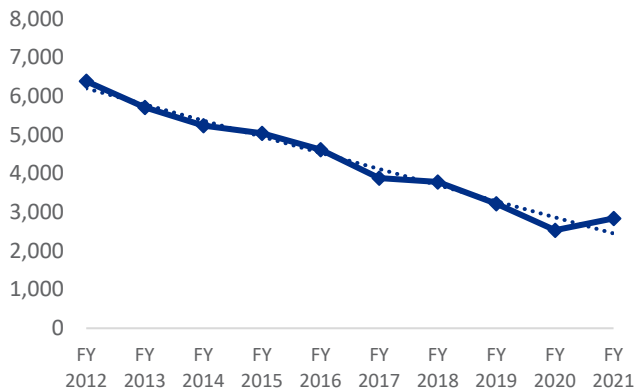
Offense	Class	N
Simple Assault	2	282
Misdemeanor Larceny	1	144
Breaking and/or Entering (Felony)	H	116
Larceny of a Motor Vehicle	H	90
Breaking and/or Entering (Misd.)	1	89

QUICK FACTS: JUVENILE DISPOSITIONS

FISCAL YEAR 2012 – FISCAL YEAR 2021

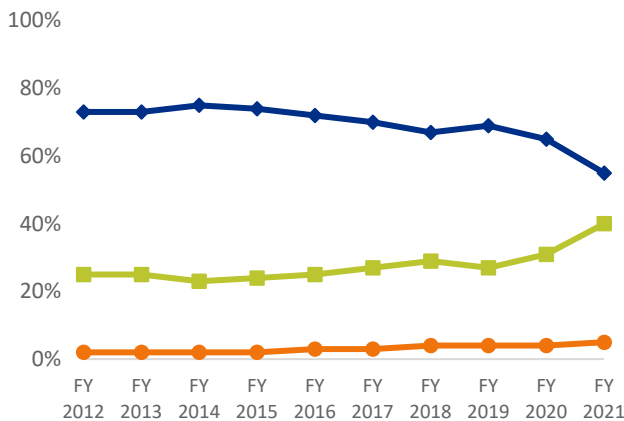
Over the past ten fiscal years, the number of delinquent dispositions has decreased 56% (from 6,384 in FY 2012 to 2,839 in FY 2021). Driven primarily by 16- and 17-year-olds disposed under the JJRA, delinquent dispositions increased by 12% in the past fiscal year.

Delinquent Dispositions



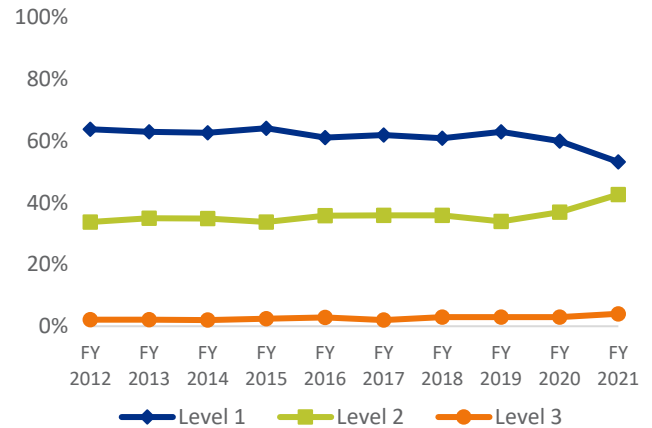
While the majority of delinquent dispositions have been for minor and serious offenses (totals ranging between 95% and 98%), shifts occurred in the past two fiscal years with more juveniles adjudicated of a Serious offense and fewer adjudicated of a Minor offense.

Offense Classification



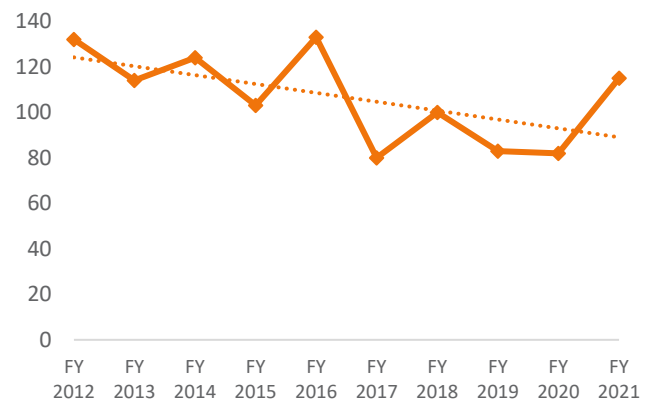
After the implementation of the JJRA, the distribution of dispositions imposed shifted. Level 1 dispositions comprised a smaller percentage of dispositions in FY 2021 compared to FY 2020 (53% and 60%), while Level 2 dispositions comprised a larger percentage (43% and 37%).

Dispositions Imposed



Level 3 dispositions continue to account for a very small percentage of overall dispositions. Although the number has fluctuated in recent years, Level 3 dispositions have decreased 13% since FY 2012. Level 3 dispositions increased 40% (from 82 to 115) over the past fiscal year.

Level 3 Dispositions Imposed



NOTE: For FY 2012 to FY 2019, the age of juvenile jurisdiction was between 6 and 15 years at the time of the offense as set by statute. FY 2020 data captured the first 7 months of the JJRA implementation, which increased the age of juvenile jurisdiction to include most 16- and 17-year-olds (n=187). FY 2021 captured a full year of JJRA implementation.

SOURCE: NC Sentencing and Policy Advisory Commission, FY 2012 – FY 2021 Disposition Simulation Data

NC Sentencing and Policy Advisory Commission
 PO Box 2448 | Raleigh, NC 27602
 (919) 890-1470

The Honorable Charlie Brown, Chairman
Michelle Hall, Executive Director

For the NC Sentencing and Policy Advisory Commission's annual *Youth Development Center Population Projections* and all other publications, see the Commission's website: www.NCSPAC.org