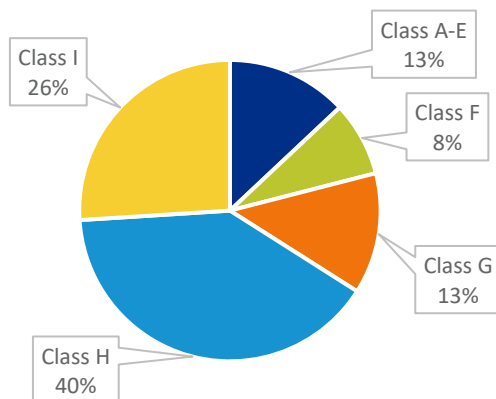


## FISCAL YEAR 2020

- ⇒ There were 24,027 sentences imposed for felony convictions under Structured Sentencing, fewer than in previous years due to the postponement of certain court proceedings in response to the COVID-19 pandemic.
- ⇒ Two-thirds (66%) of felony convictions were for Class H or I offenses.
- ⇒ Most felony convictions were for either a property offense (32%) or a non-trafficking drug offense (32%).
- ⇒ 37% of convictions resulted in an Active punishment.

### Offense Class Distribution



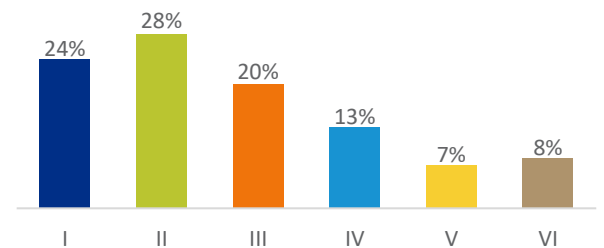
### Convictions by Type of Offense

Type of Offense	N	%
Person	4,183	18
Property	7,560	32
Non-Trafficking Drug	7,542	32
Other	4,397	18

### Offender Characteristics

- The vast majority of felony offenders were male (81%).
- 52% of offenders were White, 43% were Black, 3% were Hispanic, 1% were Native American, and 1% were Other.
- The average age of offenders was 35.
- The majority (52%) of convictions were for offenders in Prior Record Levels I and II, including 17% for offenders with no prior record points. 15% had serious criminal histories (Prior Record Levels V and VI).

### Prior Record Level Distribution



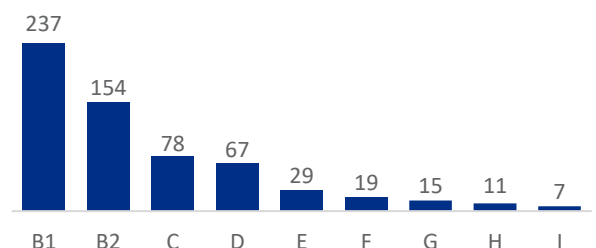
### Top 5 Felony Convictions

Offense	Class	N
Possess Methamphetamine	I	1,601
Breaking and/or Entering Buildings	H	1,511
Possession of a Firearm by a Felon	G	1,419
Obtain Property by False Pretense	H	1,092
Felony Larceny	H	829

### Punishment

- 37% of felony convictions resulted in an Active punishment, 33% resulted in an Intermediate punishment, and 30% resulted in a Community punishment.
- 67% of convictions with an Active punishment were sentenced in the presumptive range.
- Overall, the average minimum Active sentence was 30 months (excluding death and life sentences). 88% of offenders with Active sentences received credit for time served, with an average credit of 6 months.

### Average Minimum Active Sentence by Offense Class (in Months)



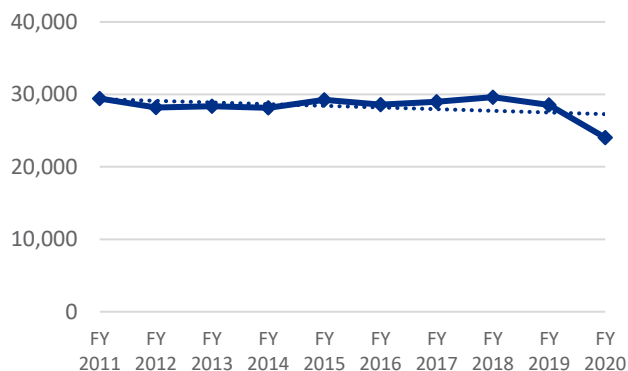
# QUICK FACTS: FELONY CONVICTIONS

FISCAL YEAR 2011 – FISCAL YEAR 2020

Felony convictions have decreased 18% since FY 2011, with most of the decline occurring over the past year (nearly 16%) due to the postponement of certain court proceedings in response to the COVID-19 pandemic.

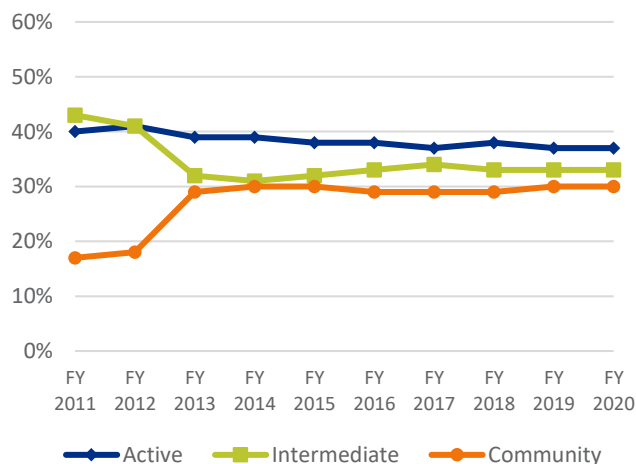
Changes to Community and Intermediate punishments under the Justice Reinvestment Act resulted in shifts in non-active punishments between FY 2012 and FY 2013. The type of punishment imposed has since been relatively stable.

**Total Felony Convictions**



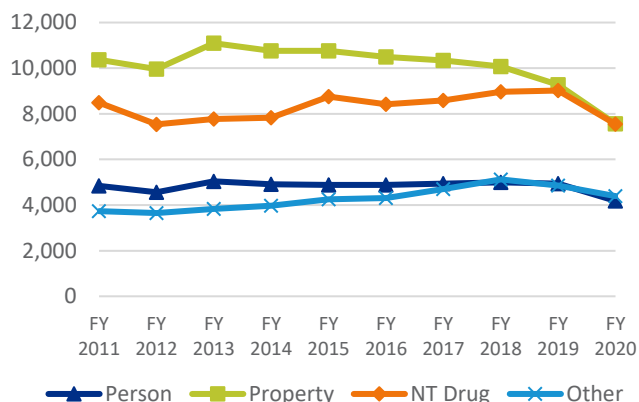
Property and non-trafficking drug offenses have comprised approximately two-thirds of all felony convictions over the past ten years, with combined totals ranging between 64% and 69%. While all conviction types declined in FY 2020 due to the COVID-19 pandemic, property offenses had already been declining since FY 2013.

**Felony Convictions by Type of Punishment**

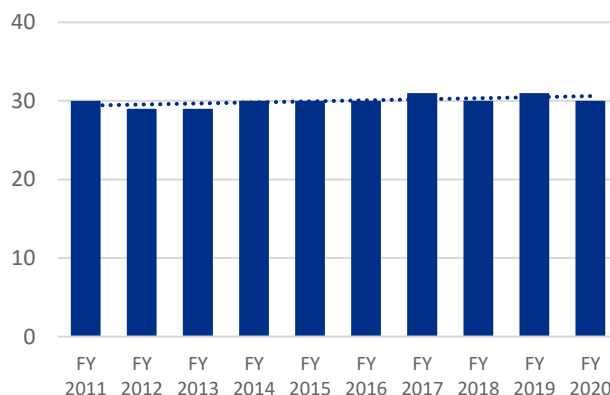


The overall average minimum active sentence imposed for felony convictions has remained relatively stable (ranging from 29 months to 31 months) over the past ten years.

**Felony Convictions by Type of Offense**



**Average Minimum Active Sentence (in Months)**



Note: Figures in this publication generally exclude felony convictions that did not fit within the appropriate cell in the Felony Punishment Chart. However, convictions for Intermediate and Community punishments in cells in which those dispositions are not authorized by the Felony Punishment Chart are included. Average active sentence length calculations exclude death and life sentences.  
SOURCE: NC Sentencing and Policy Advisory Commission, FY 2011 – FY 2020 Statistical Report Data

**NC Sentencing and Policy Advisory Commission**  
PO Box 2448 | Raleigh, NC 27602  
(919) 890-1470

**The Honorable Charlie Brown, Chairman**  
**Michelle Hall, Executive Director**

For the NC Sentencing and Policy Advisory Commission's *Structured Sentencing Statistical Report for Felonies and Misdemeanors* and all other publications, see the Commission's website: [www.NCSPAC.org](http://www.NCSPAC.org).