

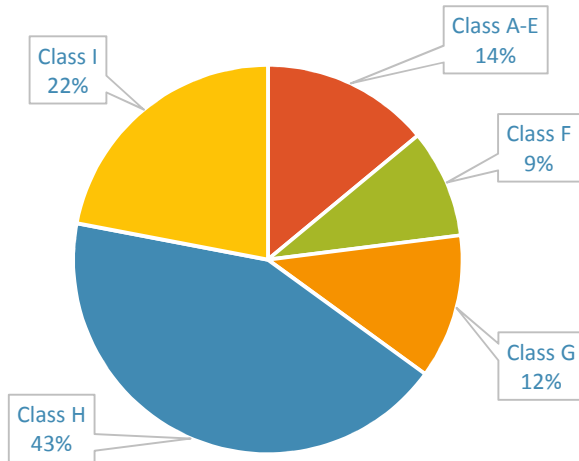


Quick Facts: Felony Convictions

FISCAL YEAR 2016

- ⇒ During FY 2016, sentences for 28,593 felony convictions were imposed under Structured Sentencing.
- ⇒ Nearly two-thirds (65%) of those felony convictions fell into Classes H or I.
- ⇒ Most felony convictions were for either a property offense (37%) or a non-trafficking drug offense (30%).
- ⇒ 38% of felony convictions received an Active punishment.

Offense Class Distribution

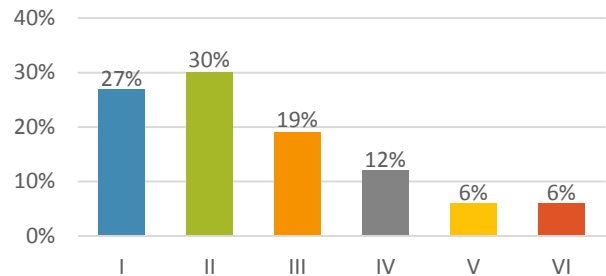


Type of Offense	N	%
Property	10,493	37
Non-Trafficking (NT) Drug	8,417	30
Person	4,881	18
Other	4,307	15

Offender Characteristics

- The vast majority of felony offenders were male (82%).
- 48% of felony offenders were White, 47% were Black, 2% were Hispanic, 2% were Native American, and 1% were Other.
- The average age of felony offenders was 33.
- The majority (57%) of felony convictions were for offenders in Prior Record Levels I and II, including 20% for offenders with no prior record points. 12% had serious criminal histories (PRL V and VI).

Prior Record Level Distribution



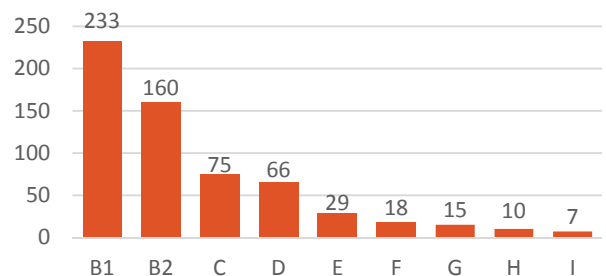
Top 5 Felony Convictions

Offense	Class	N
Breaking and/or Entering Buildings	H	2,609
Obtain Property by False Pretense	H	1,713
Possession of a Firearm by a Felon	G	1,290
Larceny of Property	H	1,003
Possession of Cocaine	I	924

Punishment

- 38% of felony convictions resulted in an Active punishment, 33% resulted in an Intermediate punishment, and 29% resulted in a Community punishment.
- 69% of sentences imposed for Active punishments were sentenced in the presumptive range.
- Overall, the average minimum Active sentence was 30 months (excluding death and life sentences). 87% of offenders with Active sentences received credit for time served.

**Average Minimum Active Sentence
by Offense Class (in Months)**

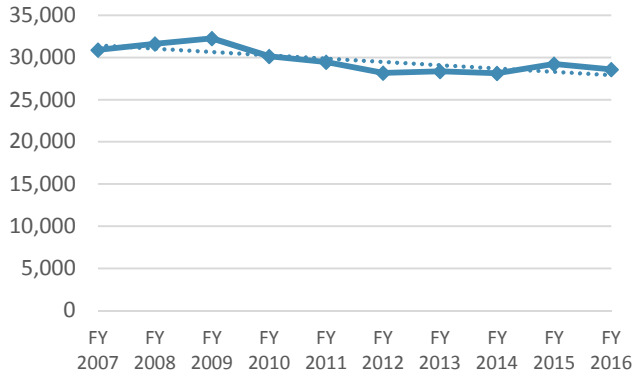


Quick Facts: Felony Convictions

FISCAL YEAR 2007 – FISCAL YEAR 2016

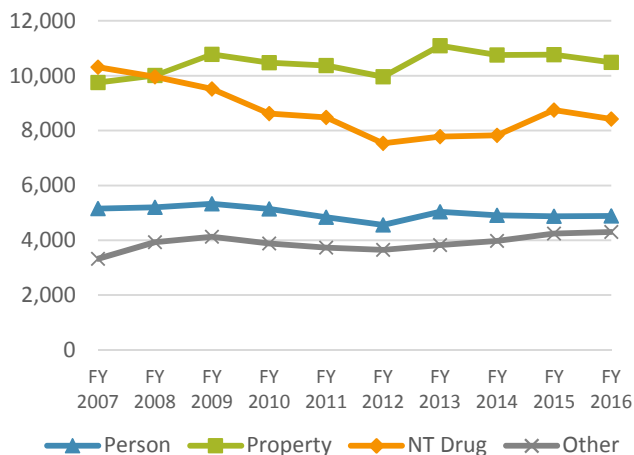
Overall, felony convictions have decreased 11% since their highest point in FY 2009. Following a 4% increase in FY 2015, FY 2016 felony convictions (n=28,593) reverted close to the average of the previous five years (28,668).

Total Felony Convictions



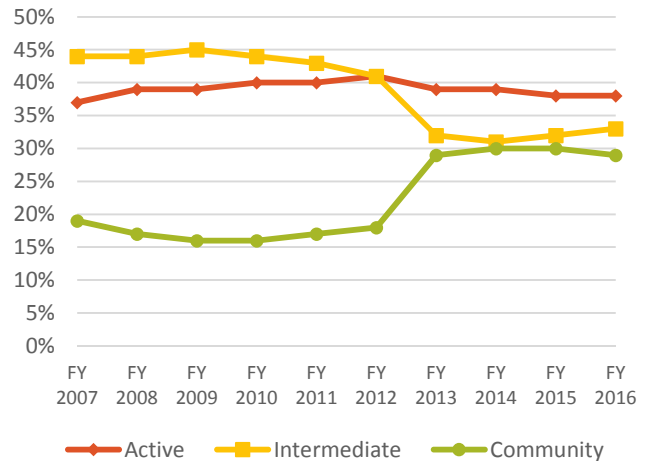
Property and non-trafficking drug crimes have comprised at least two-thirds of all felony convictions over the past ten years. Person and property convictions continued downward trends that began following FY 2013. After three years of increases, non-trafficking drug convictions decreased 4%. "Other felony" convictions, which include habitual felon convictions, increased for the fourth consecutive year.

Felony Convictions by Type of Offense



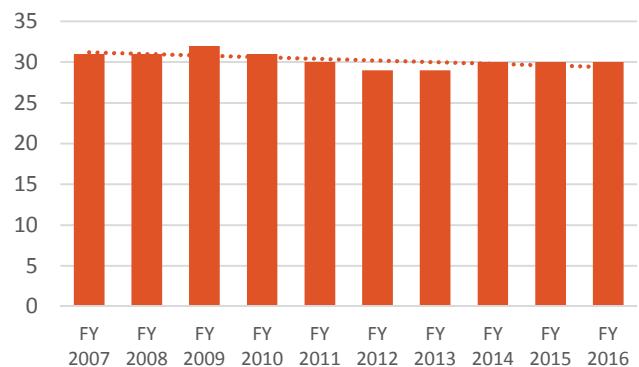
From FY 2007 to FY 2012, the type of punishment imposed remained relatively stable from year to year. The shift in non-active sentences between FY 2012 and FY 2013 is a result of changes to Community and Intermediate punishments under the Justice Reinvestment Act.

Felony Convictions by Type of Punishment



The overall average minimum sentence imposed for felony convictions sentenced to Active punishment has remained relatively stable (ranging from 30 months to 32 months) over the past ten years.

Average Minimum Active Sentence (in Months)



Note: Figures in this publication generally exclude felony convictions that did not fit within the appropriate cell in the Felony Punishment Chart. Convictions for Intermediate and Community punishments in cells in which those dispositions are not authorized by the Felony Punishment Chart are included. Average active sentence length calculations exclude death and life sentences.

SOURCE: NC Sentencing and Policy Advisory Commission, FY 2007 – FY 2016 Statistical Report Data

NC Sentencing and Policy Advisory Commission
 PO Box 2448 | Raleigh, NC 27602
 (919) 890-1470

The Honorable W. Erwin Spainhour, Chairman
Michelle Hall, Executive Director

For the NC Sentencing and Policy Advisory Commission's *Structured Sentencing Statistical Report for Felonies and Misdemeanors* and all other publications, see the Commission's website: <http://www.nccourts.org/Courts/CRS/Councils/spac/>.