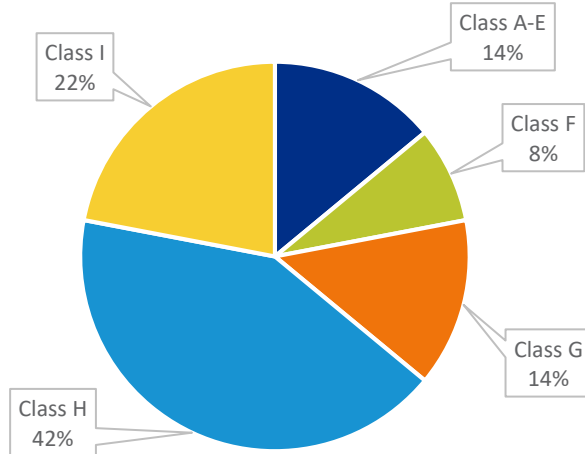


## FISCAL YEAR 2018

- ⇒ During FY 2018, sentences for 29,623 felony convictions were imposed under Structured Sentencing.
- ⇒ Nearly two-thirds (64%) of those felony convictions were for Class H or I offenses.
- ⇒ Most felony convictions were for either a property offense (34%) or a non-trafficking drug offense (31%).
- ⇒ 38% of convictions resulted in an Active punishment.

Offense Class Distribution



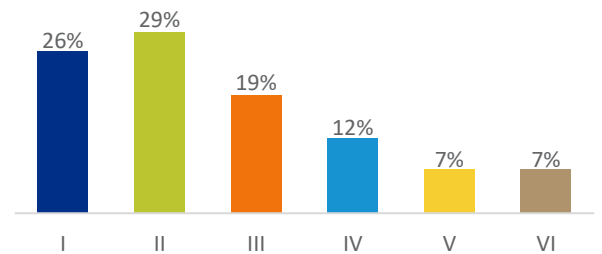
Convictions by Type of Offense

Type of Offense	N	%
Person	4,999	17
Property	10,068	34
Non-Trafficking Drug	8,966	31
Other	5,124	18

### Offender Characteristics

- The vast majority of felony offenders were male (82%).
- 49% of offenders were White, 45% were Black, 3% were Hispanic, 2% were Native American, and 1% were Other.
- The average age of offenders was 33.
- The majority (55%) of convictions were for offenders in Prior Record Levels I and II, including 18% for offenders with no prior record points. 14% had serious criminal histories (Prior Record Levels V and VI).

Prior Record Level Distribution



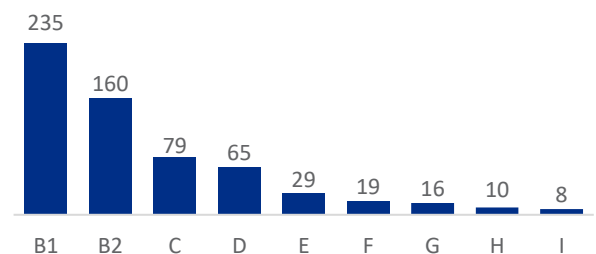
Top 5 Felony Convictions

Offense	Class	N
Breaking and/or Entering Buildings	H	2,218
Possession of a Firearm by a Felon	G	1,691
Obtain Property by False Pretense	H	1,549
Possess Methamphetamine	I	1,201
Habitual Felon	C, D, E	1,037

### Punishment

- 38% of felony convictions resulted in an Active punishment, 33% resulted in an Intermediate punishment, and 29% resulted in a Community punishment.
- 68% of convictions with Active punishment were sentenced in the presumptive range.
- Overall, the average minimum Active sentence was 30 months (excluding death and life sentences). 87% of offenders with Active sentences received credit for time served, with an average credit of 6 months.

Average Minimum Active Sentence  
by Offense Class (in Months)

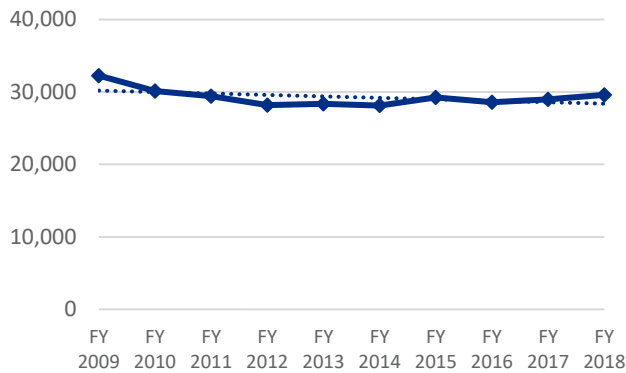


# QUICK FACTS: FELONY CONVICTIONS

FISCAL YEAR 2009 – FISCAL YEAR 2018

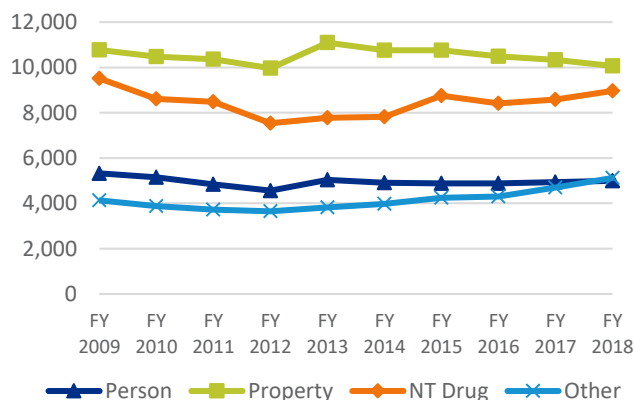
Overall, felony convictions have decreased 8% since their highest point in FY 2009. Felony convictions increased 2% from FY 2017.

**Total Felony Convictions**



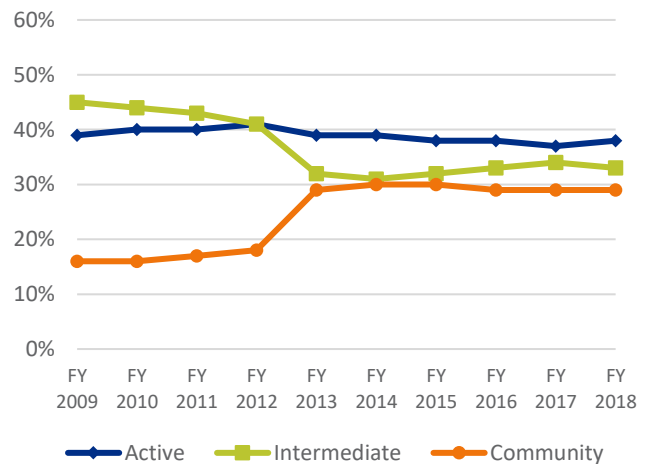
Property and non-trafficking drug crimes have comprised two-thirds of all felony convictions over the past ten years, with combined totals ranging between 65% and 69%. Property convictions have declined since FY 2013. Person convictions have remained relatively stable over the past five years. After a 2% increase in FY 2017, non-trafficking drug convictions increased 4%. Other felony convictions, which include habitual felon convictions, increased for the sixth consecutive year.

**Felony Convictions by Type of Offense**



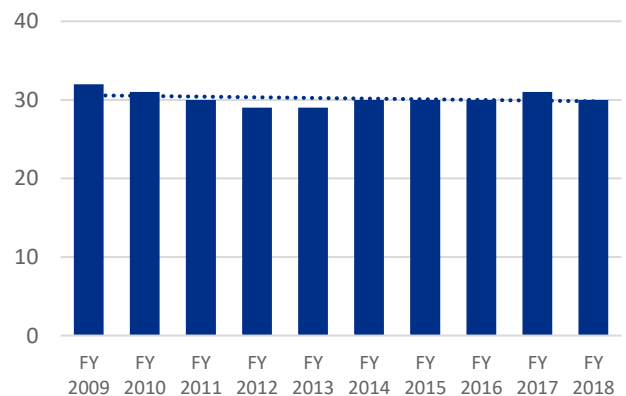
Changes to Community and Intermediate punishments under the Justice Reinvestment Act resulted in shifts in non-active punishments between FY 2012 and FY 2013. The type of punishment imposed has since been relatively stable.

**Felony Convictions by Type of Punishment**



The overall average minimum sentence imposed for felony convictions sentenced to an Active punishment has remained relatively stable (ranging from 29 months to 32 months) over the past ten years.

**Average Minimum Active Sentence (in Months)**



Note: Figures in this publication generally exclude felony convictions that did not fit within the appropriate cell in the Felony Punishment Chart. However, convictions for Intermediate and Community punishments in cells in which those dispositions are not authorized by the Felony Punishment Chart are included. Average Active sentence length calculations exclude death and life sentences. SOURCE: NC Sentencing and Policy Advisory Commission, FY 2009 – FY 2018 Statistical Report Data

**NC Sentencing and Policy Advisory Commission**  
 PO Box 2448 | Raleigh, NC 27602  
 (919) 890-1470

**The Honorable Charlie Brown, Chairman**  
**Michelle Hall, Executive Director**

For the NC Sentencing and Policy Advisory Commission's *Structured Sentencing Statistical Report for Felonies and Misdemeanors* and all other publications, see the Commission's website: [www.ncspac.org](http://www.ncspac.org).