

**Report on the Status of
North Carolina's
Drug Treatment Courts**

(N.C.G.S. §7A-801)



**I. Beverly Lake, Jr.
Chief Justice
Supreme Court of North Carolina**

**John M. Kennedy
Director
Administrative Office of the Courts**

Submitted to the North Carolina General Assembly

April 22, 2004

TABLE OF CONTENTS

EXECUTIVE SUMMARY	i
INTRODUCTION	1
ADULT DRUG TREATMENT COURTS	2
Background	2
Goals	2
Court Operations	2
Funding	5
Evaluation	6
Individual Court Highlights	10
YOUTH TREATMENT COURTS	34
Background	34
Goals	34
Court Operations	34
Funding	36
Evaluation	37
Individual Court Highlights	39
FAMILY DRUG TREATMENT COURTS	50
Background	50
Goals	50
Court Operations	50
Funding	52
Evaluation	53
Individual Court Highlights	56
DRUG TREATMENT COURT ADMINISTRATION	62
State Office	62
Local DTCs	62
CONCLUSION	64
REFERENCES	65

APPENDICES

APPENDIX A: DTC LEGISLATION

EXECUTIVE SUMMARY

INTRODUCTION

The North Carolina Drug Treatment Courts (DTC) were established to enhance and monitor the delivery of treatment services to chemically dependent adult offenders while holding those offenders rigorously accountable for complying with their court-ordered treatment plans. In 2001, the General Assembly formally authorized expansion of the DTCs to include substance abusing juvenile offenders and chemically dependent parents of neglected or abused children. The overall goal of the DTC is to significantly break the cycle of addiction that gives rise to repeated law-breaking episodes. By enhancing the likelihood that the drug-driven offender will remain drug and crime free and socially responsible, the DTC seeks to reduce justice system, health system, and other societal costs associated with continuing drug use and criminal involvement.

PURPOSE OF THE REPORT

This Executive Summary of the *Annual Report on the Status of North Carolina's Drug Treatment Courts (DTC)* offers an update on the status of the North Carolina DTCs through 2003. It includes the overall DTC goals, a list of court highlights for 2003, a summary listing of the current local DTCs, a roster of the State DTC Advisory Committee members and Subcommittees, and aggregate data from local DTCs that were operational in 2003. The data includes the total number of new admissions, participants served, graduates and terminations, along with retention rates and graduation rates.

DTC GOALS

The goals of the DTC include the following:

1. To reduce alcoholism and other drug dependencies among adult and juvenile offenders and defendants and among respondents in juvenile petitions for abuse, neglect, or both;
2. To reduce criminal and delinquent recidivism and the incidence of child abuse and neglect;
3. To reduce the alcohol-related and other drug-related court workload;
4. To increase the personal, familial, and societal accountability of adult and juvenile offenders and defendants and respondents in juvenile petitions for abuse, neglect, or both; and
5. To promote effective interaction and use of resources among criminal and juvenile justice personnel, child protective services personnel, and community agencies.

HIGHLIGHTS OF THE NC DTCs DURING CY 2003Adult

- Adult DTCs served 939 participants during 2003.
- DTC web-based MIS project is on target for May 2004 completion.
- The National Highway Traffic Safety Association recognized the Mecklenburg DWI Treatment Court as a national model for reducing repeat DWI offenses.
- Results of a 2003 survey indicate the need for residential treatment and halfway house support especially for women enrolled in DTCs.
- July 2003, American University recognized the adult DTC outcome evaluation for excellence in design and for the data that could be drawn from the MIS.
- A planning team from District 24 (Avery/Watauga) will participate in the federally sponsored DTC planning initiative in 2004.
- One hundred and thirty six DTC team members (15 teams) attended a specialized training on Sanctions and Incentives in September 2003 co-sponsored by the NC DTC and the National Drug Court Institute.
- Governor's Crime Commission Statewide DTC Enhancement grant awarded July 1, 2003.

Deleted: Mecklenburg DWI courts recognized as a model by the National Highway Traffic Safety Association (NHTSA). DWI courts to be a national priority for NHTSA in 2004

Deleted: 2

Youth/Juvenile

- Rowan County JDTC received a Bureau of Justice Assistance Grant providing three years of funding for the court.
- There were a total of 17 graduates from the YTCs in 2003.
- The Mecklenburg YTC worked through the summer to redesign their YTC procedures. The new procedures focus on the use of and court-enforced compliance with holistic case plans developed in Child and Family Team meetings.
- The Durham YTC hired a clinical case manager to help them screen, assess and case manage high-needs participants. The clinical case manager was also responsible for moving the court to the use of Child and Family Teams to develop holistic case plans for all YTC participants.
- The YTC MIS project is on target for completion in June 2004.
- The state DTC office contracted with Innovation, Research and Training, Inc. and its president, Dr. Janis Kupersmidt, to conduct preliminary work related to completing a cross-site YTC/JDTC outcome evaluation.

Family

- Five new jurisdictions applied to become FDTC planning sites in 2004. Halifax County (District 6A), Wayne County (District 8), Cumberland County (District 12), Orange County (District 15B) and Buncombe County (District 28) will all participate in the federally sponsored FDTC Drug Court Planning Initiative.
- A state-level stakeholder group will participate in monthly planning meetings to develop an integrated FDTC Management Information System (MIS).
- Mecklenburg Family DTC, called Mecklenburg F.I.R.S.T. (Families in Recovery Stay Together), continues to serve as a national Drug Court Planning Initiative (DCPI) Host Site.
- Mecklenburg F.I.R.S.T. is achieving better outcomes for chemically addicted respondents in abuse and neglect cases.
- Kirstin Frescoln, Youth and Family Treatment Court Specialist, continues to serve as faculty for the National Drug Court Institute in the FDTC Drug Court Planning Initiative, in the Discipline Specific Coordinator's Training and for national conferences.

THE NC STATE DRUG TREATMENT COURT ADVISORY COMMITTEE

The North Carolina Drug Treatment Court Advisory Committee is "established to develop and recommend to the Director of the AOC guidelines for the DTC and to monitor local courts wherever they are implemented." N.C. Gen. Stat. §7A-795. In May 2001, the Advisory Committee adopted formal Guidelines for the operation of the DTCs. In February 2003, the Director of the AOC appointed Gregg Stahl, Senior Deputy Director of the AOC, as the new chair.

**State Drug Treatment Court Advisory Committee
Membership List Effective February 2004**

Chair

Gregg Stahl, Senior Deputy Director
Administrative Office of the Courts

Members

Lattie Baker, Assistant Secretary
Div. of Alc. & Chem. Dep. Programs
Department of Correction

Ginny Hevener
Senior Research and Policy Associate
NC Sentencing & Policy Advisory
Commission

The Honorable Russell G. Sherrill, III
Emergency District Court Judge

Theodis Beck, Secretary
Department of Correction

Patsy Joiner, Asst. Chief of Program
Services
Division of Community Corrections

Anna Scheyett, MSW, LCSW
Clinical Assistant Professor
School of Social Work
University of N. Carolina-Chapel Hill

Larry Dix, Asst. Secretary
Dept. of Juvenile Justice & Delinquency
Prev.

John M. Kennedy, Director
Administrative Office of the Courts

Florence Stein, Chief - Community
Policy Management
Div. of DMH/DD/SAS
Dept. of Health and Human Services

Sonya Brown, Team Leader - Justice
Systems Innovations
Div. of DMH/DD/SAS
Dept. of Health and Human Services

Burley Mitchell, Esq.
Womble Carlyle

George Sweat, Secretary
Dept. of Juvenile Justice & Delinquency
Prev.

The Honorable Jane P. Gray
District Court Judge
Wake County

The Honorable Marcia Morey
District Court Judge
Durham County

Bob Ward, Assistant Public Defender
Office of the Public Defender
Mecklenburg County

Robert Guy, Director
Division of Community Corrections

The Honorable William M. Neely
Chief District Court Judge
Randolph County

Steve Ward
Assistant District Attorney
Mecklenburg County

Chuck Harris, Deputy Director
Durham County Department of Social
Services

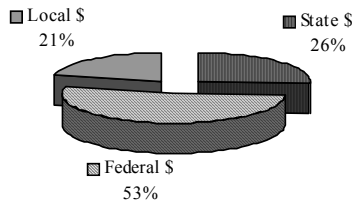
The Advisory Committee meets three times per year and has developed the following standing subcommittees to handle business on an ongoing basis:

- Juvenile and Family DTC Subcommittee
- Guidelines and Administration Subcommittee
- DTC Planning and Implementation Site Selection Subcommittee
- DTC Education and Training Subcommittee.

Funding

The NC General Assembly appropriated funds to establish a pilot DTC Program in 1995. In 1998 the General Assembly removed the word pilot and appropriated recurring funds to operate Adult DTCs in seven Judicial Districts (5, 9, 9A, 10, 14, 21, and 26). Originally, the state appropriation was the sole source of funding for the operation of the DTCs. Federal grants supported statewide enhancements to DTCs like the development of the management information system and the statewide outcome evaluation, but they did not support the basic operational costs of any of the DTCs. In the last three years the funding for the DTCs has changed dramatically. In order to avoid suspending the operation of successful DTCs, the AOC aggressively pursued federal grants to support much of the treatment and training costs for these courts. Many of these grants will expire in 2004 and 2005.

**Chart 1: Operational Adult DTCs
Percentage of Funding Sources**



The DTCs have been so effective and successful it has been difficult to rein in their growth through this recent recession. There are currently 24 DTCs in 12 different Judicial Districts. This includes 17 adult, 5 juvenile, and 2 family DTC's. The AOC has not encouraged Districts to plan new therapeutic courts because of the current funding problems however, one District has moved forward to plan an Adult DTC primarily because the methamphetamine problem is overrunning their District and five Districts are actively planning family DTCs. These Districts hope to fund their courts on federal grants for the first two - three years of operation in the hopes that the economy will recover and that the state will be able and willing to financially support the court's operational costs.

ANNUAL REPORT ON THE STATUS OF NORTH CAROLINA'S DRUG TREATMENT COURTS

Operational DTCs

Listed below is a table of all operational DTCs including adult, youth, and family courts by jurisdiction at the end of 2003.

N.C. Operational Drug Treatment Courts			
Drug Treatment Court	Presiding Judge(s)	Type of Court	Court Implementation Date
Judicial District 26 Mecklenburg County	Fritz Y. Mercer, Jr. District Court Judge	Pre-plea and Post-sentence Adult DTC	February 9, 1995
	Hugh B. Lewis District Court Judge	Pre-plea and Post-sentence Adult DTC	March 27, 1996
	W. Robert Bell Superior Court Judge	Post-sentence Adult DTC	July 7, 1998
	Philip F. Howerton, Jr. District Court Judge	Post-sentence Adult DWI Treatment Court	March 30, 2000
		Post-sentence Adult DWI Treatment Court	April 25, 2002
	Avril U. Sisk District Court Judge	Family DTC	December 1, 1999
Louis A. Troesch District Court Judge	Post-adjudication Youth DTC	January 28, 2003	
Judicial District 10 Wake County	James R. Fullwood District Court Judge	Post-sentence Adult DTC	May 24, 1996
	Robert B. Rader District Court Judge	Post-adjudication Youth DTC	October 30, 1998
Judicial District 21 Forsyth County	Lisa V. Menefee District Court Judge	Pre-plea and post-sentence Adult DTC	June 14, 1996
	William B. Reingold Chief District Court Judge	Pre- & Post-adjudication Youth DTC	January 5, 2003
Judicial District 9A Person & Caswell Co.	Mark E. Galloway Chief District Court Judge	Pre-plea & Post-sentence Adult DTC	July 1, 1996
Judicial District 5 New Hanover County	James H. Faison, III District Court Judge	Post-sentence Adult DTC	May 1997
Judicial District 14 Durham County	Richard G. Chaney District Court Judge	Post-sentence Adult DTC	November 12, 1999
	Marcia H. Morey District Court Judge	Post-adjudication Youth DTC	November 9, 2000
	Elaine M. O'Neal Chief District Court Judge	Family DTC	May 31, 2002
Judicial District 28 Buncombe County	Ronald K. Payne Superior Court Judge	Post-sentence Adult DTC	December 1, 2000
Judicial District 3B Craven County	James E. Ragan, III Emergency Superior Court Judge	Post-sentence Adult DTC	December 2000
Carteret County		Post-sentence Adult DTC	October 2003
Judicial District 25 Catawba County	Burford A. Cherry District Court Judge	Post-sentence Adult DTC/DWI Treatment Court	May 31, 2001
Judicial District 19B Randolph County	William M. Neely Chief District Court Judge	Post-sentence Adult DTC	March 26, 2002
Judicial District 19C Rowan County	Charles E. Brown Chief District Court Judge	Post-adjudication Youth DTC	May 15, 2002
Judicial District 15B Orange County	Joseph M. Buckner Chief District Court Judge	Post-sentence Adult DTC	August 1, 2002
Judicial District 18 Guilford County	Susan R. Burch Patrice A. Hinnant District Court Judges	Pre-plea Adult DTC	December 18, 2002

ANNUAL REPORT ON THE STATUS OF NORTH CAROLINA'S DRUG TREATMENT COURTS

The Warren DTC was suspended by the AOC Director effective August 3, 2003 due to lack of treatment and case management services. They served 28 participants in 2003 graduating two. The Judicial District is eligible to submit a planning application if the resources necessary to operate a DTC can be reliably identified and a new planning team is established.

Status of NC DTCs – Summary of Key Data

The table below summarizes the number of new admissions as well as the number of graduates, terminations, and participants served for the Adult, Family, and Youth DTCs in 2003.

Summary of DTC Participants by Court Type in CY 2003			
	Adult^a	Youth^b	Family^c
New Admissions	549	93	30
Active Participants at the End of CY	474	82	28
Graduations	172	17	6
Terminations	293	41	12
Total Served [= Active Participants + Graduations + Terminations]	939	140	46
Retention Rates [= Active Participants + Graduations ÷ Total Served]	69%	71%	74%
Graduation Rates [= Graduations ÷ (Graduations + Terminations)]	37%	29%	33%
^a Data is included for operational adult DTCs (Buncombe, Carteret, Catawba, Craven, Durham, Forsyth, Guilford, Mecklenburg, New Hanover, Orange, Person/Caswell, Randolph, and Wake Counties). ^b Data is included for operational YTCs (Durham, Forsyth, Mecklenburg, Rowan and Wake Counties). ^c Data is included for operational Family DTCs (Durham and Mecklenburg Counties).			

Total served has increased from 812 in CY 2002 to 939 in the adult DTCs. During 2003, the total number of youth served increased from 68 to 140. For Family DTCs, the total number of participants served increased from 34 to 46. Both Youth Treatment Courts (YTC) and Family DTCs are in their pilot phase.

Retention rates have remained constant in the adult DTCs at 69%. The overall retention rate for adult courts has remained rather steady over the past three years, fluctuating between 64% and 69%. (The retention rate is derived from the number of active participants and graduates during the year divided by the total number of participants served during the year.) The YTCs have an increased retention rate in 2003, from 63% to 71%, while the Family DTCs increased from 71% to a 74% retention rate. These numbers bode well for new courts with small caseloads.

Graduation rates for adult DTCs remain steady at 37%. The graduation rate is most noteworthy because many of our treatment contractors and national experts had advised that it would be exceptional for any court to reach a 30% graduation rate milestone given the truly chemically dependent target population. Graduation rates for the Youth and Family DTCs, 29% and 33% respectively. These graduation rates are extremely successful considering the population these courts serve and the newness of the courts. The graduation rate for Youth DTCs only includes graduates from Wake and Durham because Rowan, Forsyth, and Mecklenburg had not been operational one full year at the close of 2003.

SUCCESS OF DTCs

The *North Carolina Drug Treatment Court Evaluation Final Report* was completed in May 2002 by the contracted evaluator, Amy Craddock, PhD. This report demonstrates the successful impact that adult DTCs have had in the jurisdictions where they operate. Key results are listed below.

Key Results of NC DTC Evaluation

- The most common drug of abuse among participants is cocaine.
- 98.6% of DTC participants are chemically dependent, indicating that the DTC is reaching its target population.
- 70% of DTC participants have prior convictions.
- Of the 534 participants in the study, 33% graduated.
- The most important predictor of graduation is compliance, particularly drug test results, court attendance, and treatment attendance.
- **18% of DTC graduates and 41% of non-graduates were rearrested in the 12 months after discharge compared to 44% of the comparison group members.**

NEW DTC RESEARCH

Evaluation results from across the country continue to support the fact that DTCs not only significantly reduce recidivism, but also are cost effective. Most cost benefit/cost effective analyses conclude that drug treatment courts save \$7 to \$10 in system costs for every dollar spent. System costs include criminal investigations, medical attention for victims, medical costs for drug-addicted babies, welfare costs, lost tax revenue from non-employment or non-reported income by drug users, emergency room visits, property insurance costs, prosecutions, pretrial detentions, pretrial hearings, trials (including costs associated with law enforcement witnesses' time away from regular duty, witness and jury costs, appointed counsel and court reporter costs, and costs for bailiffs, clerks, victim assistance coordinators, and other court personnel), prison bed space, and other system-related resources.

A recent national study supported by the National Institute of Justice reported that only 16.4% of 17,000 DTC graduates had been rearrested and charged with a felony offense (Roman, Townsend, & Bhati, 2003).

New York State analyzed the re-conviction rate among drug court defendants. The study found a 29% lower recidivism rate for drug court participants compared to those who did not enter the drug court (Rempel, et al, 2003).

Nationally, DTCs report retention rates between 67-71%. In North Carolina the retention rate for 2003 was 69%.

INTRODUCTION

The North Carolina Drug Treatment Courts (DTC) were established to enhance and monitor the delivery of treatment services to chemically dependent adult offenders while holding those offenders rigorously accountable for complying with their court-ordered treatment plans. In 2001, the General Assembly formally authorized expansion of the DTC target population to include substance abusing juvenile offenders and chemically dependent parents of neglected or abused children. The overall goal of the DTC is to significantly break the cycle of addiction that gives rise to repeated law-breaking episodes. By enhancing the likelihood that the drug-driven offender will remain drug and crime free and socially responsible, the DTC seeks to reduce justice system, health system, and other societal costs associated with continuing drug use and criminal involvement.

The North Carolina DTCs were legislatively created in 1995. See Appendix A for DTC legislation. The first DTCs were implemented during 1996. By February 2004, there were 22 local DTCs operating in 13 judicial districts (3B, 5, 9A, 10, 14, 15B, 18, 19B, 19C, 21, 25, 26 and 28). Additionally, two courts in Judicial Districts 11 and 12 have met the State DTC requirements for implementation and are authorized to operate without the support of state funds. In 2003 there was one adult DTC team enrolled in the federal planning initiative (Judicial District 24) and five family DTC teams (Judicial Districts 15B, 28, 12, 6A and 8). Implementation of these courts will likely be funded for the first two to three years after the planning process on new federal grants.

The 2003 *Annual Report on the Status of North Carolina's Drug Treatment Court (DTC)* is tailored to report activities that have occurred through calendar year 2003; however, funding information will be reported for Fiscal Year 2003-04. The report is divided into four sections: Adult (criminal jurisdiction) Drug Treatment Courts, Youth Treatment Courts, Family Dependency Treatment Courts, and Drug Treatment Court Administration. These sections provide information on background, goals, court operations, funding, evaluation, and programmatic highlights.

ADULT DRUG TREATMENT COURTS

ADULT DTC BACKGROUND

In 1994, former North Carolina Supreme Court Chief Justice James Exum convened the Substance Abuse and the Courts State Task Force to address the impact substance-abusing offenders have on the court system and the state. The Task Force developed the Substance Abuse and the Courts Action Plan to provide suggestions for increasing collaboration between court officials and substance abuse professionals and to supply a detailed strategy to address how the court system should handle substance-abusing offenders. The Task Force identified the drug treatment court model as a possible mechanism for implementing some of their recommendations. (AOC Report, 1998)

In 1996 five pilot adult DTCs located in Warren, Person/Caswell, Wake, Forsyth, and Mecklenburg Counties were funded and implemented under the authorization of the Administrative Office of the Courts (AOC) based on legislation enacted by the 1995 North Carolina General Assembly. A request for proposals was sent to all district attorneys, judges, and trial court administrators across the state. The 1998 NC General Assembly enacted legislation that permanently established the drug treatment courts.

ADULT DTC GOALS

The legislation states that the goals of the adult DTC are:

1. To reduce alcoholism and other drug dependencies among offenders;
2. To reduce recidivism;
3. To reduce the drug-related court workload;
4. To increase the personal, familial, and societal accountability of offenders; and
5. To promote effective interaction and use of resources among criminal justice personnel.

ADULT DTC COURT OPERATIONS

At the end of 2003, 12 judicial districts operated 17 adult DTCs located in Buncombe, Carteret, Catawba, Craven, Durham, Forsyth, Guilford, Mecklenburg, New Hanover, Orange, Person/Caswell, Randolph, and Wake Counties. Table 1 provides a list of operational adult DTCs by judicial district and court implementation date with the presiding DTC judge(s) and the type of court (pre-plea and/or post-sentence) listed.

Table 1: N.C. Operational Adult Drug Treatment Courts (criminal jurisdiction only)			
Drug Treatment Court	Presiding Judge(s)	Type of Court	Court Implementation Date
Judicial District 26 Mecklenburg County	Fritz Y. Mercer, Jr. District Court Judge	Pre-plea and Post-sentence DTC	February 9, 1995
	Hugh B. Lewis District Court Judge	Pre-plea and Post-sentence DTC	March 27, 1996
	W. Robert Bell Superior Court Judge	Post-sentence DTC	July 10, 1998
	Philip F. Howerton, Jr. District Court Judge	Post-sentence DWI Treatment Court	March 30, 2000
Post-sentence DWI Treatment Court		April 25, 2002	
Judicial District 10 Wake County	James R. Fullwood District Court Judge	Post-sentence DTC	May 24, 1996
Judicial District 21 Forsyth County	Lisa V. Menefee District Court Judge	Pre-plea and post-sentence DTC	June 14, 1996
Judicial District 9A Person and Caswell Counties	Mark E. Galloway Chief District Court Judge	Pre-plea and Post-sentence DTC	July 1, 1996
Judicial District 5 New Hanover County	James H. Faison, III District Court Judge	Post-sentence DTC	May 1997
Judicial District 14 Durham County	Richard G. Chaney District Court Judge	Post-sentence DTC	November 12, 1999
Judicial District 28 Buncombe County	Ronald K. Payne Superior Court Judge	Post-sentence DTC	December 1, 2000
Judicial District 3B Craven County	James E. Ragan, III Emergency Superior Court Judge	Post-sentence DTC	December 2000
Judicial District 25 Catawba County	Burford A. Cherry District Court Judge	Post-sentence DTC/DWI Treatment Court	May 31, 2001
Judicial District 19B Randolph County	William M. Neely Chief District Court Judge	Post-sentence DTC	March 26, 2002
Judicial District 15B Orange County	Joseph M. Buckner Chief District Court Judge	Post-sentence DTC	August 1, 2002
Judicial District 18 Guilford County	Susan R. Burch Patrice A. Hinnant District Court Judges	Pre-plea DTC	December 18, 2002
Judicial District 3B Carteret County	James E. Ragan, III Emergency Superior Court Judge	Post-sentence DTC	October 2003

The referral process for DTCs varies across courts, but all screen defendants/offenders as soon as they are identified and/or referred. Each individual is assessed for legal eligibility (usually H and I felonies on the Structured Sentencing Grid) and chemical dependency based

upon the Substance Abuse Subtle Screening Inventory III, a standardized assessment instrument. **All adult DTCs limit eligibility to those individuals addicted to alcohol and/or other drugs.**

All DTC participants appear before a specially trained judge at, typically, biweekly status hearings for approximately one year. Prior to the status hearing, the DTC core team (i.e., judge, district attorney, defense attorney, treatment provider, case manager, law enforcement liaison, and probation officer) meet to review each participant's drug test results, treatment attendance, behavior in the community, and treatment plan progress since the last status hearing. The core team makes recommendations concerning the imposition of appropriate sanctions and rewards. At the status hearing, the judge engages each participant in an open dialogue concerning his/her progress or lack thereof and, if appropriate, imposes rewards or sanctions designed to further stimulate the participant's movement through the treatment process.

To graduate from DTC, the participant must successfully complete all required clinical treatment, receive clean drug tests during the prior 3 to 6 months (varies by local court), be employed and paying regularly towards his/her legal obligations (e.g., child support, restitution), have no new criminal behavior while in the DTC, and be nominated for graduation by the DTC team.

Highlights of the Adult DTCs During CY 2003

- DTCs served 939 participants during 2003.
- DTC web-based MIS project is on target for May 2004 completion.
- The National Highway Traffic Safety Association recognized the Mecklenburg DWI Treatment Court as a national model for reducing repeat DWI offenses.
- Needs assessment completed by strategic planner. Results indicate need for residential treatment and halfway house support especially for women enrolled in DTCs.
- July 2003, American University recognized the adult DTC outcome evaluation for excellence in design and for the data that could be drawn from the MIS.
- A planning team from District 24 (Avery/Watauga) will participate in the federally sponsored DTC planning initiative in 2004.
- One hundred and thirty six DTC team members (15 teams) attended a specialized training on Sanctions and Incentives in September, 2003 co-sponsored by the NC DTC and the National Drug Court Institute.
- Governor's Crime Commission Statewide DTC Enhancement grant awarded July 1, 2003.

Deleted: Mecklenburg DWI courts recognized as a model by the National Highway Traffic Safety Association (NHTSA). DWI courts to be a national priority for NHTSA in 2004

Deleted: 2

Implementation of Automated DTC Management Information System

To operate a state-monitored drug court system requires systems of accountability be in place to **monitor and document compliance** with all court-ordered treatment as well as **provide ongoing assessments of program effectiveness**. With the assistance of the NC Governor's Crime Commission (Grant # 110-1-01-15B-D-533), the DTC Microsoft Access-based Management Information System (MIS) is being converted to a web-based system. The project anticipated completion date is May 2004. User support and maintenance will be more cost-effective when web-based. Also, integration with other state agencies' systems will be feasible.

One of the criticisms of DTCs nationally is lack of quality tracking and monitoring data according to Belenko in his meta-analysis of drug court research (Belenko, 2001). North Carolina has addressed this issue. The implementation of North Carolina's automated process for the systematic collection and processing of this complex information has facilitated DTC case management and overall program operation. The MIS provides an information base for the

ongoing evaluation activities that are crucial to program accountability. The system's purpose is to facilitate comprehensive and timely program management, case management, and service provider reporting protocols by providing dynamic (as opposed to static) measures of program participation. It allows for "real time" monitoring of existing DTC program operations; provides process and outcome/impact evaluation information to the AOC; generates all required grantor information in a manner that addresses the evaluation concerns noted in the 1997 General Accounting Office (GAO) and the 2002 GAO reports on drug courts (US GAO, 2002; 1997); and provides the data base for annual evaluation reports to the NC General Assembly.

ADULT DTC FUNDING

The NC General Assembly appropriated funds to establish a pilot DTC Program in 1995. In 1998, the General Assembly removed the word pilot and appropriated recurring funds to operate Adult DTCs in seven Judicial Districts (5, 9, 9A, 10, 14, 21, and 26). Originally, the state appropriation was the sole source of funding for the operation of the DTCs. Federal grants supported statewide enhancements to DTCs like the development of the statewide management information system and the statewide outcome evaluation, but they did not support the basic operational costs of any of the DTCs. In the last three years the funding for the DTCs has changed dramatically. In order to avoid suspending the operation of successful DTCs, the AOC aggressively pursued federal grants to support much of the treatment and training costs for these courts. Many of these grants will expire in 2004 and 2005.

The fiscal situation is particularly hard to reconcile when the national and state evaluations repeatedly support the efficacy of these courts. The national research additionally supports the cost effectiveness of these courts. The latest research is cited in the **New Research** section of this report.

The following table lists funding sources for all the Adult DTCs.

Table 2: Operational Adult Drug Treatment Courts Summary Budgets for FY 2003-04

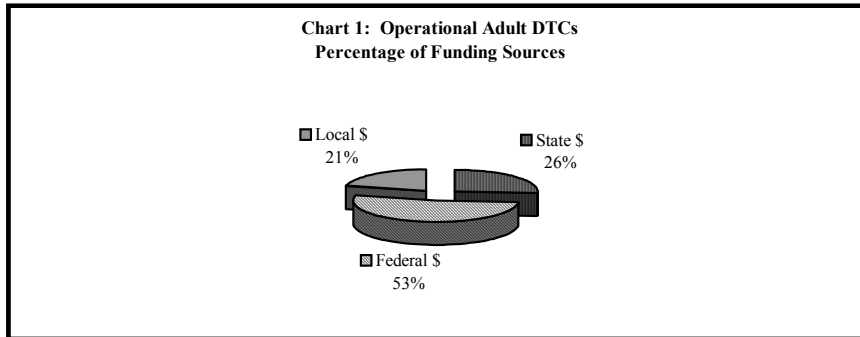
County (Judicial District)	State \$	Federal \$	Local \$	TOTAL \$
Buncombe (28)	0	107,279	35,760	143,039
Catawba (25)	0	60,985	20,328	81,313
Craven/Carteret (3B) ^a	0	0	0	0
Durham (14)	84,500	46,000 ^b	0	130,500
Forsyth (21)	78,600	45,000 ^b	0	123,600
Guilford (18)	0	168,533	0	168,533
Mecklenburg (21)	232,820	662,037 ^b	441,839	1,336,696
New Hanover (5)	77,380	30,000 ^b	0	107,380
Orange (15B)	19,851	59,553	0	79,404
Person/Caswell (9A)	78,500	25,000 ^b	0	103,500
Randolph (19B)	0	24,407	9,135	33,542
Wake (10)	83,797	112,363 ^b	35,410	231,570
Warren (9)	7,252	4,928 ^b	0	12,180
TOTAL \$	662,700	1,346,085	542,472	2,551,257

^a Carteret/Craven DTC operates two small courts (5-10 participants each) by utilizing TASC and CJPP. No dollar value was assigned to this contribution.

^b A Governor's Crime Commission grant was written to supplement treatment dollars to these DTCs. A cash match of \$65,591 was provided by the AOC and is not included in this table.

Table 2 provides an overview of the operational adult DTCs Budgets for FY 2003-04. Federal grants from the Governor's Crime Commission (GCC) and the Bureau of Justice Administration (BJA) have supplemented the DTCs. Some local DTCs have received GCC grants when state funds were not available while other DTCs have utilized local resources such as the County Commissioners, ABC Boards, etc. to supplement or operate their courts.

Chart 1 identifies the percentage of funding sources for the adult DTCs. State funding provides 26% of the budget, a big decrease from last year's 37%, while 53% is from federal monies, increased from last year's 43%. Local funds contribute 21% of the budget overall, which is a very slight increase from last year's 20%.



ADULT DTC EVALUATION

This section summarizes preliminary results of the Residential Treatment/Supportive Housing Project; the statewide DTC process and outcome evaluation results; the current DTC statistics for admissions, graduation and termination rates; and recent national research regarding the success of drug courts.

Caution should be used when comparing North Carolina DTCs to other criminal justice programs and to other DTCs across the country. Although each NC DTC has specific eligibility requirements that differ somewhat across courts, one criterion is consistent across all: *the individual must be addicted to drugs and/or alcohol*. Because of this requirement, it is essential to know the addiction status when comparing the North Carolina DTC's outcomes to other programs. Statewide, it is difficult to compare DTC clients to probationers (the most likely comparison group for the DTC population). Criminal charges can be easily matched to make sure you are comparing similar populations, but sufficient and reliable information about the extent of the offender's drug and alcohol use is not available in the Department of Correction's management information system, OPUS. This impacted the choice of the comparison group for the *North Carolina Drug Treatment Court Evaluation Final Report* summarized below. Nationally, most DTCs across the country do not restrict admission to "addicts" as the NC DTC does. Those DTCs may admit first time users as well as substance abusers that have not been assessed as addicts. Therefore, the level of substance use and abuse should be considered when comparing NC DTCs to other DTCs across the country.

2003 Status of the Residential Treatment/Supportive Housing Project

In September 2003, a project funded by the Governor's Crime Commission was initiated in order to provide a plan for the provision of residential treatment and supportive housing for

those drug treatment court participants who need such services and have difficulty getting them. The first phase of this project was to conduct a needs assessment to determine the scope of any lack of services. Each drug treatment court director/coordinator received a general survey about residential treatment and supportive housing, and case managers completed over 450 surveys in order to determine what services each of their current active clients actually received and which services they needed but did not receive. Preliminary survey results demonstrated that the greatest perceived unmet need is for halfway houses, residential treatment or therapeutic communities, and outpatient psychotherapy. Another key component of this project's needs assessment is to collaborate and coordinate with other state agencies and involved parties, such as the Department of Health and Human Services and the Department of Correction, to conceptualize the ideal model for residential treatment with a step-down to supportive housing using current best practices. The committee formed for this purpose has met four times and is currently developing a proposal for a residential treatment facility for women that will serve a similar purpose as the DART-Cherry program for men.

Statewide Adult DTC Process and Outcome Evaluation

The *North Carolina Drug Treatment Court Evaluation Final Report* was completed in May 2002 by the contracted evaluator, Amy Craddock, PhD. The outcome evaluation report was federally funded by the Drug Court Programs Office, Office of Justice Programs, Department of Justice grant (1999-DC-VX-0052). It includes data from four of the original five pilot adult DTCs (Mecklenburg, Person/Caswell, Wake and Warren Counties). The report found successful results for DTCs and is summarized below.

The process evaluation examined court and treatment attendance, compliance with case manager and probation officer contact requirements, drug test results, client arrests, graduation rates, and reasons for discharge for non-graduates. The process evaluation sample consisted of all participants who left the DTCs from January 1, 1998 through March 31, 2001. Some of the key results found are listed below. The outcome evaluation used a quasi-experimental design to examine the 12-month post-DTC recidivism of DTC participants and a comparison group of eligible DTC applicants who were not admitted. Recidivism was defined as rearrest. The outcome evaluation sample consisted of all participants discharged from January 1, 1998 through June 30, 2000. The comparison group consisted of non-admitted defendants/offenders screened and determined to be eligible for DTC. Outcome data came from the Criminal Module of the AOC's Court Information System; the system contained all criminal case filings throughout the state. The analysis covered only the first rearrest.

Key Results

- The most common drug of abuse among participants is cocaine.
- 98.6% of DTC participants are chemically dependent, indicating that the DTC is reaching its target population.
- 70% of DTC participants have prior convictions.
- Of the 534 participants in the study, 33% graduated.
- The most important predictor of graduation is compliance, particularly drug test results, court attendance, and treatment attendance.
- **18% of DTC graduates and 41% of non-graduates were rearrested in the 12 months after discharge compared to 44% of the comparison group members.**¹

¹ For a complete copy of the *North Carolina Drug Treatment Court Evaluation Final Report*, contact the State DTC Office at 919-571-4880.

The North Carolina DTC deals with the most difficult offenders/defendants with regard to addiction. It should be noted that despite serving only “addicts” the recidivism outcome results for North Carolina DTCs are just as good (if not better) when compared to other recidivism studies. See the section on national research findings.

2003 Summary Statistics for Adult DTCs

Each state-funded DTC is required to use the DTC Management Information System (MIS) for monitoring and tracking of the participants and the court itself. Table 3 provides the aggregate number of new admissions, active participants at the end of the year, graduations, terminations, participants served, and participant fees collected for the past three years for local adult DTC courts with criminal jurisdiction.

During 2003, the adult DTCs served 939 participants; 549 defendants/offenders were admitted into DTCs representing a 10% increase from 2002. The overall retention rate for DTC has remained rather steady over the past three years, fluctuating between 64% and 69%. (The retention rate is derived from the number of active participants and graduates during the year divided by the total number of participants served during the year.) The DTC ended the year with 474 active participants, a 19% increase from the previous year. A portion of the participants (N = 293) did not successfully complete DTC. The graduation rate was the same as last year at 37%, graduating 172 participants. A total of \$90,936 was collected in treatment fees and were used to enhance treatment services.

Table 3: Summary of Adult Drug Treatment Courts Data (Criminal jurisdiction only)			
Calendar Year	2001^a	2002^b	2003
New Admissions	357	503	549
Active Participants at the End of CY	294	398	474
Graduations	146	153	172
Terminations	245	261	293
Total Served [= Active Participants + Graduations + Terminations]	685	812	939
Retention Rates [= Active Participants + Graduations ÷ Total Served]	64%	68%	69%
Graduation Rates [= Graduations ÷ (Graduations + Terminations)]	37%	37%	37%
Participant Fees Collected	\$69,941	\$82,904	\$90,936
^a Data is only included for the state funded <u>adult</u> DTCs, spanning judicial districts 5, 9A, 10, 14, 21, and 26, that have been operative for at least two years. ^b Data is included for all operational adult DTCs, spanning judicial districts 5, 9A, 10, 14, 19B, 21, 25, 26, and 28, irregardless of funding source. Districts 5, 9A, 19B, 14, 21, 25, and 26 received State funds during FY 2003-04. The other DTCs (i.e., 19B and 28) were funded by federal and local funds.			

The graduation and retention rates bode extremely well given that the North Carolina DTCs:

1. have chosen not to admit “experimental users” or diagnosed “substance abusers” into adult DTCs but rather to refer such individuals to less-intensive community-based intervention programs;
2. admit only pre-screened, SASSI-determined, “chemically dependent,” offenders whose lives are, by their own admission or that of their families and local law enforcement, “out of control and unmanageable;”

3. target those addicted offenders who community-based treatment programs have been unable to access or retain in treatment;
4. require successful completion of an intensive treatment program for a minimum of one year; and
5. mandate full compliance with their DTC regimen to be eligible for graduation (e.g., steady employment or full-time education enrollment, full payment of court and treatment fees, completion of community service and restitution obligations, and four months clean time immediately preceding graduation).

New DTC Research

While the drug court evaluation literature is still young, all indications are that DTCs can significantly impact the quality of life within a community by reducing recidivism, providing system-wide cost savings, increasing retention rates in treatment, and reunifying families of addicted offenders.

Drug Courts Decrease Recidivism:

National Research: A recent national study supported by the National Institute of Justice reported that only 16.4% of 17,000 DTC graduates had been rearrested and charged with a felony offense (Roman, Townsend, & Bhati, 2003). **The NC DTC graduates were included in this national sample.**

Statewide Research: New York State analyzed the re-conviction rate among their drug court defendants. The study found a 29% lower recidivism rate for drug court participants compared to those who did not enter the drug court (Rempel, et al, 2003). Peters and Murrin (2000) conducted a 30-month outcome evaluation of two drug treatment courts located in Escambia and Okaloosa Counties, Florida. Their hypotheses were that: (a) drug court graduates would have a more favorable outcome than non-graduates and a comparison group of probationers; and (b) the length of drug court involvement would be positively correlated with favorable criminal justice outcomes. The results supported their hypotheses. Graduates were significantly less likely to be arrested during a 12-month period and at the 30-month follow-up period. In the Escambia DTC, **48% of DTC graduates were arrested by the end of the 30-month follow-up period compared to 63% of the matched probationers** and 86% of non-graduates. For the Okaloosa DTC, **only 26% were arrested during the 30-month follow-up period while 55% of matched probationers** and 63% of non-graduates were arrested. The rates of arrest during the 30-month follow-up period declined the longer the non-graduates were in DTC.

Drug Courts Save Money:

National: The National Treatment Improvement Evaluation Study from the Center for Substance Abuse Treatment reports that the average cost per treatment episode was \$2,941 between 1993 and 1995. The average treatment benefit to society was \$9,177 per client that resulted in an average savings of three to one. **For every dollar spent on treatment, there was a three dollar savings to society.** The savings resulted from reduced crime-related costs, increased earnings, and reduced health care costs that would have been borne by society (ONDCP Fact Sheet, 2001).

Statewide: In California, researchers recently completed two studies that demonstrate significant cost-benefit savings. Both studies demonstrated a minimal savings of 18 million dollars. One of the studies assessed the avoided incarceration costs. A total of 425,014 jail days

were avoided with at an estimated savings of \$26 million dollars (Judicial Council of California and California Department of Alcohol and Drug Programs, 2002).

Another study of three DTCs in California documented cost avoidance averaging \$200,000 annually per court per 100 participants (NPC Research, Inc. & Judicial Council of California, 2002). "Due to these studies and an analysis of prison days saved by drug courts, 58 percent of California's drug court funding is provided by a direct transfer of funds from the Department of Corrections budget."

The Washington State Institute for Public Policy reported in 2003 "investment in drug courts pay off through lower crime rates among participants and graduates." That study estimated that the average drug court participant produced \$6,779 in benefits. Those benefits are made of \$3,759 in avoided criminal justice system costs paid by taxpayers and \$3,020 in avoided costs to victims. A total of \$1.74 in benefits for every dollar spent on DTC was realized according to that study.

The Institute of Applied Research in St. Louis, Missouri reports "What you learn is that drug courts, which involve treatment for all the individuals and real support—along with sanctions when they fail—are a more cost effective method of dealing with drug problems than either probation or prison." (Institute of Applied Research, 2004)

The Department of Economics at Southern Methodist University reports that for every dollar spent on DTC in Dallas, Texas, the state saved \$9.43 in tax dollars (Fomby and Rangaprasad, 2002).

The California Drug and Alcohol Treatment Assessment (CALDATA) study included a cost-benefit analysis of a random sample of adults who received substance abuse treatment through publicly funded programs in California (Gerstein, Johnson, Harwood, Fountain, Suter & Malloy, 1994). By using a before and after treatment research design, the results concluded that there was a **\$7.46 return for every dollar spent on treatment**. The CALDATA study also reports **reductions in criminal behavior after treatment (from 61% to 16.4%) for outpatient adults** (Gerstein, et al, 1994).

Drug Courts Increase Retention in Treatment:

There are two major findings that were reported by the Center for Substance Abuse Treatment (CSAT) in 1996. First, was that the length of time an offender stayed in treatment was a reliable predictor of his or her post treatment performance and second, coerced clients tended to stay in treatment longer than non-coerced clients. The data indicated that 40 - 80% of offenders dropped out of treatment in the first 90 days and 80 - 90% dropped out in less than 12 months. Twelve months was cited as the minimum duration of treatment needed in order to be effective. Nationally, DTCs report retention rates between 67 - 71% (American University). **In North Carolina the retention rate was 69% (2003).**

INDIVIDUAL ADULT DTC HIGHLIGHTS

The court data and highlights presented in tabular form were submitted by the local DTC directors. In some cases, the DTC State Office Staff provided edits to enhance the flow of the intended communication, but not to alter its meaning.

ADULT DRUG TREATMENT COURTS

Buncombe County DTC • Judicial District 28				
General Description				
Type of Court	Post-Sentence			
Court Level	Superior Court			
DTC Coordinator	Barbara Blanks Phone: 828-250-4284			
Presiding DTC Judge	Ronald K. Payne			
Other members of the DTC Core Team include:	Ass't. D.A.: <i>Al Williams</i> Public Defender: <i>John Barrett</i> Probation Officers: <i>Wayne Knight; Danny Ray</i> Treatment Provider: <i>Addiction Recovery Program-Ed Hawkins; TASC assessments-Kristin Warnke</i> Asheville Police Department: <i>Quentin Miller</i> DTC Coordinator: <i>Val Lamberti</i> Women At Risk: <i>Patty Horton</i>			
Court Implementation Date	December 1, 2000			
Budget Summary				
Fiscal Administrator	Buncombe County			
	State \$	Federal \$	Local \$	TOTAL \$
Budget for Fiscal Year 2003-04	0	107,279.25	35,759.75	143,039
Budget Description				
The \$107,279.25 is a grant from the Governor's Crime Commission (GCC). The local match consists of \$12,250 from the local Alcoholic Beverage Control Board and the remainder is from the Buncombe County Commissioners. GCC grant ends June 30, 2004.				
Data Summary				
Calendar Year	2001	2002	2003	
New Admissions	26	50	36	
Active Participants at End of CY	27	39	35	
Graduations	n/a	15	15	
Terminations	11	23	26	
Total Served [= Active Participants + Graduations + Terminations]	38	77	76	
Retention Rates [= (Active Participants + Graduations) ÷ Total Served]	71%	70%	66%	
Graduation Rates [= Graduations ÷ (Graduations + Terminations)]	n/a	39%	37%	
Participant Fees Collected	\$1,299	\$4,911	\$3,889	
Data Description				
During 2003, the Buncombe DTC served a total of 76 participants with 15 (37%) participants graduating. They admitted 36 new offenders with a 65% retention rate for 2003. A total of \$3,889 in fees were collected.				

ADULT DRUG TREATMENT COURTS**Buncombe County DTC • Judicial District 28 • *Continued*****Court Highlights**

Buncombe County Drug Treatment Court was implemented under the leadership of Superior Court Judge Ronald Payne. For the first year of its existence, the only funding was a \$12,000 donation by the Alcoholic Beverage Control (ABC) Board to pay for part of the treatment of the participants. With this minimal financial assistance, the donation of part-time counseling services by Blue Ridge Services, and the time and energy commitments from a dedicated team of community partners, the DTC was able to build a highly structured design to serve between 20 and 25 active participants originally. The ABC Board made a commitment to make a contribution over the next three years and increased the amount this year to \$12,250. In October 2001, the Governor's Crime Commission (GCC) awarded the Buncombe DTC a grant of \$130,909 over a two-year period. Local match was provided by the Buncombe County Commissioners and the ABC Board. In 2003, the GCC approved one additional year of funding and in October we hired a full-time Coordinator (in the past, the position was half-time). The DTC is in the process of applying for a federal grant for 2004-2007. The DTC Team meets prior to every Drug Treatment Court, which is held every two weeks. A high rate of attendance and participation by the core team members reflects the interest and commitment to the DTC. Our court has graduated three habitual felons and currently has three still active. We have admitted 46 persons with probation violations since the court began. Nine of these have successfully graduated, sixteen have been unsuccessful, and the remainders are still active. The Partnership TASC Program, which includes a cognitive behavioral component, is providing substance abuse assessments and care management. Substance abuse treatment is provided by the Addictions Recovery Program, a private provider. This private provider is qualified to supervise dually diagnosed participants which fills a great need within the population that we serve. DTC participants now go to the Day Reporting Center to attend GED classes and to get assistance with employment. The DTC Local Management Committee meets quarterly to review and consider DTC policies and its progress.

ADULT DRUG TREATMENT COURTS

Carteret County DTC • Judicial District 3B				
General Description				
Type of Court	Post-Sentence			
Court Level	Superior Court			
DTC Coordinator	Lynn Holton Phone: 252-672-1654			
Presiding DTC Judge	James E. Ragan III			
Other members of the Core Team include	Ass't. D.A.: <i>Katherine Taylor</i> Coordinator: <i>Lynn Holton</i> Public Defender: <i>Debbie Massey</i> Probation Officer: <i>Chris Barnett, Denise Gaskill</i> Treatment Provider: <i>Sea Oats, Neuse, Smith Assessments</i>			
Court Implementation Date	October 17, 2003			
Budget Summary				
Fiscal Administrator	N/A			
	State \$	Federal \$	Local \$	TOTAL \$
Budget for Fiscal Year 2003-04	0	0	0	0
Budget Description				
This court is operating with no funding from any sources.				
Data Summary				
Calendar Year	2003			
New Admissions	9			
Active Participants at End of CY	9			
Graduations	N/A			
Terminations	0			
Total Served [= Active Participants + Graduations + Terminations]	9			
Participant Fees Collected	\$0			
Data Description				
During 2003, Carteret County DTC served a total of 9 participants, who are still active. The program has not been operational long enough to report graduation and retention rates.				
Court Highlights				
Carteret County DTC was created by Emergency Superior Court Judge James E. Ragan. WE have been operational since October 17, 2003 with no funding. Our core team is staffed with state-employed volunteers.				

ADULT DRUG TREATMENT COURTS

Catawba County DTC • Judicial District 25				
General Description				
Type of Court	Post-sentence			
Court Level	District Court			
DTC Coordinator	Donna Smithy Phone: 828-261-2517			
Presiding DTC Judge	Burford A. Cherry			
Other members of the Core Team include:	Ass't. D.A.: <i>Ben White</i> Defense Attorney: <i>Scott Conrad</i> Probation Officer: <i>Kathryn Propst</i> Law Enforcement: <i>Sgt. Bob Riley</i> Treatment Provider: <i>Stan Bolton</i>			
Court Implementation Date	May 31, 2001			
Budget Summary				
Fiscal Administrator	Catawba County Area Mental Health			
	State \$	Federal \$	Local \$	TOTAL \$
Budget for Fiscal Year 2003-04	0	60,985	20,328	81,313
Budget Description				
The Catawba DTC has received \$10,000 from the local ABC Board and \$10,328 from Mental Health Services of Catawba County. The Governor's Crime Commission provides \$60,985, of which a portion covers treatment fees of \$26,250.				
Data Summary				
Calendar Year	2002	2003		
New Admissions	14	13		
Active Participants at End of CY	11	17		
Graduations	2	4		
Terminations	1	1		
Total Served [= Active Participants + Graduations + Terminations]	14	22		
Retention Rates [= (Active Participants + Graduations) ÷ Total Served]	92%	95%		
Graduation Rates [= Graduations ÷ (Graduations + Terminations)]	66%	80%		
Participant Fees Collected	0	0		
Data Description				
The Catawba DTC admitted 13 new participants in 2003 and ended the year with 17 active participants. The court has yielded 6 graduates and another 4 participants will graduate in Feb 2004. Currently, there are 8 participants in the referral stage. It is anticipated the caseload will be 15 participants by July 2004.				

ADULT DRUG TREATMENT COURTS

Catawba County DTC • Judicial District 25 • *Continued*

Court Highlights

The Catawba County Drug Treatment Court STAR program received funding from the local Area Mental Health, the local ABC Board and Governor's Crime Commission for 2003-2004. Our court has produced 6 graduates to date and will hold our third graduation on February 27, 2004 with four additions to our alumni. None of the STAR graduates have been rearrested. Our goal is to assist our participants in becoming active members of society. We have a graduate who has just returned from studying in London and we currently have two participants attending college. We have one participant serving on the local Area Mental Health Board. Our Drug Treatment Court team is dedicated to the success of each participant and the success of the STAR Program. The management team is meeting on a quarterly basis and has assisted the treatment team in the development of a Policy & Procedures manual and revised participant handbook. The STAR Program has the potential for growth during the next year. As a new venture, the STAR Program has collaborated with the new Criminal Justice Partnership Program. We are introducing the problem-solving courts' ideology to the CJPP Board and have begun implementation of the DTC philosophy with CJPP participants. We are dedicated to finding solutions for criminal justice offenders to become alcohol & drug free and to reduce future crimes.

ADULT DRUG TREATMENT COURTS

Craven County DTC • Judicial District 3B				
General Description				
Type of Court	Post-Sentence			
Court Level	Superior Court			
DTC Coordinator	Lynn Holton Phone: 252-672-1654			
Presiding DTC Judge	James E. Ragan III			
Other members of the Core Team include	Ass't. D.A.: <i>Joy Strickland</i> Coordinator: <i>Lynn Holton</i> Defense Attorney: <i>Dan Potter</i> Probation Officer: <i>Candy Sfetsos</i> Treatment Provider: <i>Cdteg</i>			
Court Implementation Date	December 2000			
Budget Summary				
Fiscal Administrator	N/A			
	State \$	Federal \$	Local \$	TOTAL \$
Budget for Fiscal Year 2003-04	0	0	0	0
Budget Description				
This court is operating with no funding from any sources.				
Data Summary				
Calendar Year	2003			
New Admissions	11			
Active Participants at End of CY	11			
Graduations	5			
Terminations	11			
Total Served [= Active Participants + Graduations + Terminations]	27			
Retention Rate [= (Active Participants + Graduations) ÷ Total Served]	59%			
Graduation Rate [= Graduations ÷ (Graduations + Terminations)]	31%			
Participant Fees Collected	\$0			
Data Description				
During 2003, Craven County DTC served a total of 27 participants with 5 (31%) participants graduating. We admitted 11 new offenders. We had a retention rate for 2003 of 59%. Only supervision and restitution fees were collected.				
Court Highlights				
Craven County DTC was created under the leadership of Superior Court Judge James E. Ragan, III. We have been operating our court since June of 1999 with no funding. Our core team is staffed with State-employed volunteers with the exception of the Defense Attorney in Craven County. We had 5 graduates in the year 2003. In October 2003, with the aide and assistance of core team we increased the frequency of our court from once a month to twice a month. CJPP entered a contract with CDTEG, a private treatment provider who agreed under the contract to provide a liaison to attend every session of our Drug Treatment Court. Our court serves only probationers who have violated their probation or probationers with significant substance abuse problems who would have been sent to prison but for the intervention of DTC.				

ADULT DRUG TREATMENT COURTS

Durham County DTC • Judicial District 14				
General Description				
Type of Court	Post-sentence			
Court Level	District Court			
DTC Director	Peter L. Baker Phone: 919-564-7205			
Presiding DTC Judge	Richard G. Chaney			
Other members of the DTC Core Team include:	Treatment Case Manager: <i>Jen Phillips (p/t)</i> <i>(f/t) OPEN</i> Asst. Public Defender: <i>Tina Hamilton</i> Asst. District Attorneys: <i>Cameron Frick</i> Probation Officer: <i>Yolanda Woodhouse</i> Law Enforcement Liaison: <i>Rex Godley</i> Treatment Provider: <i>Criminal Justice Resource Center, Duke Family Care Program</i>			
Court Implementation Date	November 12, 1999			
Budget Summary				
Fiscal Administrator	Administrative Office of the Courts			
	State \$	Federal \$	Local \$	TOTAL \$
Budget for Fiscal Year 2003-04	84,500	46,000	0	130,500
Budget Description				
The Durham County DTC budget currently is funded through a state appropriation of \$84,500. A Governor's Crime Commission grant awarded to the AOC provided \$46,000 for treatment services.				
Data Summary				
Calendar Year	2001	2002	2003	
New Admissions	20	33	30	
Active Participants at End of CY	18	33	29	
Graduations	8	8	12	
Terminations	10	11	21	
Total Served [= Active Participants + Graduations + Terminations]	36	52	62	
Retention Rates [= (Active Participants + Graduations) ÷ Total Served]	72%	79%	66%	
Graduation Rates [= Graduations ÷ (Graduations + Terminations)]	44%	42%	36%	
Participant Fees Collected	\$2,685	\$5,008	\$5,818	
Data Description				
During 2003, the Durham DTC served 62 participants having a 66% retention rate. The court graduated 12 participants (36%). There were 29 active participants at the end of the year. A total of \$5,818 of fees was collected in 2003.				

ADULT DRUG TREATMENT COURTS

Durham County DTC • Judicial District 14 • *Continued*

Court Highlights

Admission numbers remained constant in 2003 and continued efforts were made to secure referrals. Probation modifications have particularly been a focus for new referrals. More misdemeanor acts of violence are being considered as appropriate for Drug Court, and the number of DWI offenders have increased. A strong and experienced DTC team continues to pursue strategies to strengthen and expand this referral network. Changes instituted throughout the year bode well for operational stability. The contract with the local CJRC was reinstated, which helped to support the increased admissions. A need for staff support in case management netted a half position to focus on referrals. A retreat is planned for the Spring to conduct a strategic plan. Frequent and random drug testing was instituted twice a week to support treatment and probationary testing along with the use of sweat patch tests and breathalyzers. Negotiations with Community Corrections ensured a dedicated Probation Officer with a caseload of only DTC participants for the first time. The Local DTC Management Committee continues to meet, and the pursuit of a 501(c)(3) has occurred aside of court operations. This Foundation will assist in funding participant services not covered at the present funding levels. Currently, funding is solely provided by the State with limitations on direct participant services such as adequate housing assistance, incentive rewards for recognition of treatment and clean time accomplishments, education and training opportunities, and transportation needs. The judiciary and the DTC team remain committed to building the Durham DTC into a strong and steady option for offenders who are chemically dependent.

ADULT DRUG TREATMENT COURTS

Forsyth County DTC • Judicial District 21				
General Description				
Type of Court	Pre-plea and Post sentence			
Court Level	District Court			
DTC Director	Gene Williams Phone: 336-761-2242			
Presiding DTC Judge	Lisa V. Menefee			
Other members of the DTC Core Team include:	Treatment Case Manager: <i>Kendra Davis</i> D.A.s: <i>Mary Jean Behan; Tim Severo; Jennifer Martin</i> Public Defender: <i>Elizabeth Toomes</i> Law Enforcement: <i>B. Scott Ogle</i> Clinical Treatment Provider: <i>CenterPoint Human Services</i> Residential Treatment Provider: <i>ARCA</i>			
Court Implementation Date	June 14, 1996			
Budget Summary				
Fiscal Administrator	Administrative Office of the Courts			
	State \$	Federal \$	Local \$	TOTAL \$
Budget for Fiscal Year 2003-04	78,600	45,000	0	123,600
Budget Description				
The Forsyth County DTC budget currently is funded through a state appropriation of \$78,600. A Governor's Crime Commission grant awarded to the AOC provided \$45,000 for treatment services.				
Data Summary				
Calendar Year	2001	2002	2003	
New Admissions	65	38	35	
Active Participants at End of CY	45	28	18	
Graduations	26	25	23	
Terminations	42	24	13	
Total Served [= Active Participants + Graduations + Terminations]	113	77	54	
Retention Rate [= (Active Participants + Graduations) ÷ Total Served]	63%	69%	76%	
Graduation Rate [= Graduations ÷ (Graduations + Terminations)]	38%	51%	64%	
Participant Fees Collected	\$11,073	\$14,158	\$8648.50	
Data Description				
A total of 54 participants were served by the Forsyth DTC in 2003 with a 76% retention rate and a 63% graduation rate. There were 18 active participants at the end of the year. A total of \$8,648.50 in participant fees was collected.				

ADULT DRUG TREATMENT COURTS**Forsyth County DTC • Judicial District 21 • *Continued*****Court Highlights**

The Forsyth DTC targets addicts with extensive substance abuse histories. In 2003, the DTC had a change in case managers and went through a period of 90 days without a full-time case manager. A new case manager was hired in September 2003. In September 2003, the Forsyth County District Attorney made the decision to suspend pre-plea referrals to DTC. The Department of Community Corrections is also reevaluating how to best provide supervision coverage to DTC with the recent changes in target population.

Even with these changes, a cornerstone of the court continues to be the linkage established with local law enforcement. The biweekly case review and DTC sessions are staffed by the judge, treatment staff, assistant district attorney, designated defense counsel and probation officers (until 9/1/03), and a designated community police officer from the Winston-Salem Police Department. The Winston-Salem Police Department maintains computerized records of all police contacts before, during and after participation in DTC, thus allowing the department to monitor the progress of all DTC participants. There is continued communication between the police department (repeat offenders unit) and the DTC director. Additionally, the police department completes a background check on all prospective candidates prior to entry into DTC. After a participant graduates, the police department monitors all police contacts by the former participants for a period of two years. The Winston-Salem Police Department has become one of the most outspoken proponents of the DTC concept. Even with a lower caseload during 2003, the graduation rate of 64% and retention rate of 76% is indicative of the quality of treatment and other recovery services in the Forsyth DTC.

The Forsyth DTC is currently pursuing an alliance with the local TASC to collaborate with the DTC in providing both a full-time case (care) manager and bring a minimum active caseload of 20 clients into the DTC. This will double the client population currently being served by the Forsyth DTC and build a strong collaborative effort between the DTC and TASC in Forsyth County. Additionally, this should build the Forsyth YTC and enable the court to serve possibly 50-60 clients.

ADULT DRUG TREATMENT COURTS

Guilford County DTC • Judicial District 18				
General Description				
Type of Court	Pre-Plea			
Court Level	District Court			
DTC Coordinator	Alexey Ferrell Phone: 336-335-3452			
Presiding DTC Judges	Susan R. Burch and Patrice A. Hinnant			
Other members of the Core Team include:	Case Manager: <i>David Lindeman</i> Ass't. D.A.: <i>Randi Spiker, Michele Fletcher</i> Public Defender: <i>Jennifer Rierson; Kim Stein</i> Probation Officer: <i>Tekla Ludwig</i> Treatment Provider: <i>Donnie Harris of Alcohol & Drug Services, Inc.</i>			
Court Implementation Date	December 18, 2002			
Budget Summary				
Fiscal Administrator	Administrative Office of the Courts			
	State \$	Federal \$	Local \$	TOTAL \$
Budget for Fiscal Year 2003-04	0	168,533	0	168,533
Budget Description				
A 3-year Bureau of Justice Assistance grant funds the Guilford DTC. The money listed above is the second year budget. This grant will roll into its third, and final, year in April 2004 and will end by April 2005. Guilford County has provided the DTC staff with offices in the courthouse from which to operate the Drug Court.				
Data Summary				
Calendar Year	2003			
New Admissions	35			
Active Participants at End of CY	19			
Graduations	1			
Terminations	17			
Total Served [= Active Participants + Graduations + Terminations]	37			
Participant Fees Collected	\$2,300			
Data Description				
During 2003, the first year of operation, the Guilford County DTC served a total of 37 clients with one client, the first one in the court, graduating. Thirty-five were admitted in 2003 and 19 remained active at the end of the year. A total of \$2,300 in client fees was collected in 2003. the program is too new to calculate retention and graduation rates.				

ADULT DRUG TREATMENT COURTS**Guilford County DTC • Judicial District 18 • *Continued*****Court Highlights**

Guilford County's Drug Treatment Court has been in operation for twelve months. The goal was to admit between 40-60 clients during the first year. In July, a change in assistant district attorneys, who usually do the screening, resulted in a three month stretch with no referrals. Nevertheless, with an admission rate of 37 clients to date, the court is almost on target in terms of meeting its goals.

Most of the DTC core team continues to focus on activities that will enable the court to operate effectively. In August, the OJP grants administrator spent a day observing drug court and talking to the DTC participants. She made some suggestions about the financial reports but was very complimentary about the overall management of the court.

In September the core team attended a nationally recognized training by NDCI on Sanctions and Incentives. As a result, the team revised its thinking about sanctions and is trying to focus more on incentives. The case manager and probation officer attended a national TASC conference in October. Also, in October, the Drug Court Coordinator participated in a Drug Court Coordinator's training sponsored by the NDCI. The substance abuse information gained from the conference and training has proven to be very helpful in understanding the motivations and behaviors of the clients.

A constant challenge is finding resources to help clients with non-treatment related needs. Nevertheless, thanks to the help and support of many, one of the clients will be able to graduate from DTC with a full set of dentures. Also, with Drug Court's assistance, another client was able to obtain a year's scholarship to the YMCA so that she could work on reducing her weight and developing a healthier life style. While the most serious problem continues to be a lack of housing, particularly for indigent women, three Drug Court clients received financial assistance from a state grant in the form of loans for rent so that they could obtain stable housing. This assistance is allowing the court to work with more homeless individuals.

Guilford County's Drug Treatment Court has been operating for a year now. The first client to enter the court also became the first to graduate. When this woman entered DTC, she was unemployed, a disappointment to her family and with little positive in her life. When she graduated, she was employed, reconciled with her son, very active in Narcotics Anonymous and with plans ultimately to become a substance abuse counselor. The upcoming months promise to be filled with more graduations and more people who have broken the cycle of addiction and criminality in our community.

ADULT DRUG TREATMENT COURTS

Mecklenburg County DTC • Judicial District 26				
General Description				
Type of Court	Pre-plea and Post-sentence			
Court Level	District and Superior Courts			
DTC Director	Janeanne Tourtellott Phone: 704-358-6216			
Presiding DTC Judges	Philip F. Howerton, Jr.; Fritz Y. Mercer, Jr.; W. Robert Bell; Hugh B. Lewis			
Other members of the DTC Core Teams include:	Criminal Court Coordinator: <i>Rosalind James</i> MIS Coordinator: <i>Sherrill Foust</i> Family Services Coordinator: <i>Sheila Amaning</i> Residential Coordinator: <i>Lynn Hogan</i> DTC Case Managers: <i>Leon Dean; Yvonne Jones; Deborah McCullough; Don Moore; Edna Ramos; John White</i> D.A.: <i>Bruce Lilly; Jeff Davis; Bryan Crocker; Steve Ward</i> Public Defender: <i>Bob Ward; Kevin Tully</i> Probation Officers: <i>Dean Ewald (Supv.); Susan Rust (Supv.); Jonathon Byers; Peggy Meyer; Bridgette Johnson; Shana Steele</i> Law Enforcement: <i>Major Tom Barnes; Det. Ernie Kirchen; Captain Collins</i> IOP Treatment Providers: <i>SE Addiction Inst. & Learning Ctr. (SAIL)</i> Residential Treatment Providers: <i>Hope Haven, Inc., Hope Valle, and McLeod Center</i>			
Court Implementation Date	District Court - February 9, 1995 or March 27, 1996 Superior Court - July 10, 1998 DWI Treatment Court - March 30, 2000			
Budget Summary				
Fiscal Administrator	Administrative Office of the Courts			
	State \$	Federal \$	Local \$	TOTAL \$
Budget for Fiscal Year 2003-04	\$232,820	\$662,037	\$441,839	\$1,336,696
Budget Description				
<p>The Mecklenburg Adult Criminal DTCs receive funding from various sources to supply treatment, residential and other services to the participants. The State budget for FY 2003-04 is \$232,820. Two Governor's Crime Commission grants awarded to the AOC provide \$203,000 for treatment services. The Federal funds include two other Governor's Crime Commission (GCC) grants for residential beds and enhanced case management services. The residential beds grant totaled \$215,190.26. The total amount of the case management enhancement grant is \$243,847.02. The combined total is listed above. The local funding stream that is provided by Mecklenburg County comes from a 25% cash match for the GCC grants totaling \$71,730.09 for the residential beds grant and \$81,282.34 for the case management enhancement grant. Mecklenburg County also provided personnel positions totaling \$171,826.00. The Smart Start Childcare Subsidy Program provides \$117,000 in funding for FY 03-04.</p>				

ADULT DRUG TREATMENT COURTS**Mecklenburg County DTC • Judicial District 26 • Continued**

Data Summary			
Calendar Year	2001	2002	2003
New Admissions	117	205	232
Active Participants at End of CY	109	167	209
Graduations	67	51	75
Terminations	95	95	116
Total Served [= Active Participants + Graduations + Terminations]	271	313	400
Retention Rates [= (Active Participants + Graduations) ÷ Total Served]	65%	70%	71%
Graduation Rates [= Graduations ÷ (Graduations + Terminations)]	41%	35%	39%
Participant Fees Collected	\$37,588	\$44,351	\$51,736
Data Description			
During 2003, the combined Mecklenburg Adult Criminal DTCs served 400 participants. A total of 232 new admissions occurred during the year with a retention rate of 71% and a graduation rate of 39%. A total of \$51,736 in participant fees were collected for the DTCs.			
Court Highlights			
<p>The Mecklenburg DTC continues to evaluate its court operations always striving to enhance and expand its services to meet participants' needs. The three Adult Criminal DTCs continue to increase the number of participants served each year, in spite of threats to DTC funding during FY 02/03. This is made possible through additional grant funds from the Governor's Crime Commission and the contributions of Mecklenburg County, which provides funding through the County's Court Services Division for most of the DTC case managers.</p> <p>Our DWI Treatment Court has been selected as a Model Court by the National Drug Court Institute (NDCI) and will host six teams from around the country in March 2004. This is particularly exciting given the U.S. Department of Transportation's National Highway Traffic Safety Administration's (NHTSA) recent announcement to make the "proliferation of DWI Courts across the county" a priority. The DWI team hosted NHTSA directors as they sought information on the effective operations of DWI Treatment Courts for this initiative. "Drug Court: a S.T.E.P. in the Right Direction" is an orientation video recently produced for the Mecklenburg Adult Criminal DTCs through funds donated by the Mecklenburg County Sheriff's Department. Highlights of this video will be included on the DUI Resource Center website for purposes of judicial education hosted by NHTSA and the National Association of State Judicial Educators.</p> <p>Smart Start continues to support the Family Services component, providing subsidized childcare to 15 children. United Way continued its funding of an on-site computer lab in which participants and graduates of the Mecklenburg DTC receive G.E.D., college preparatory, and computer classes through the One Step Up Program. One Step Up has partnered with Central Piedmont Community College's Pathway Program to provide scholarships for off-site vocational training. This year 23 participants received vocational certificates from the One Step Up Program. All five DTC core teams, 28 team members, completed the NDCI Sanctions & Incentives Training.</p>			

ADULT DRUG TREATMENT COURTS

New Hanover County DTC • Judicial District 5				
General Description				
Type of Court	Post-sentence			
Court Level	District Court			
DTC Coordinator	Penny Craver Phone: 910-762-5333			
Presiding DTC Judge	James H. Faison, III			
Other members of the DTC Core Team include:	Case Manage: <i>Hope Moore</i> Assistant DA: <i>Dru Lewis</i> Probation Officer: <i>Dawson Rhoad</i> Defense Attorneys: <i>Russell Davis; Rob Dillow; Frank Jones; Jana Lucas; Neal Weber</i> Treatment Provider: <i>Willie Miles, Coastal Horizons Center</i>			
Court Implementation Date	May 1997; Came under AOC oversight and funding Sept. 1999			
Budget Summary				
Fiscal Administrator	New Hanover County			
	State \$	Federal \$	Local \$	TOTAL \$
Budget for Fiscal Year 2003-04	77,380	30,000	0	107,380
Budget Description				
The New Hanover County DTC budget currently is funded through a state appropriation of \$77,380. A Governor's Crime Commission grant awarded to the AOC provided \$30,000 for treatment services. The New Hanover County Finance Office administers these funds at no charge and the local TASC office provides administrative support and supervision at no cost to the court.				
Data Summary				
Calendar Year	2001	2002	2003	
New Admissions	23	32	37	
Active Participants at End of CY	25	31	41	
Graduations	5	8	7	
Terminations	17	17	19	
Total Served [= Active Participants + Graduations + Terminations]	47	56	67	
Retention Rate [= (Active Participants + Graduations) ÷ Total Served]	64%	70%	72%	
Graduation Rate [= Graduations ÷ (Graduations + Terminations)]	23%	32%	27%	
Participant Fees Collected	\$1,959	\$660	\$4,065	
Data Description				
During 2003, the New Hanover DTC served 67 participants with a 72% retention rate and 7 graduates. At the end of the year, 41 participants were active. A total of \$4,065 in participant fees was collected in 2003.				

ADULT DRUG TREATMENT COURTS

New Hanover County DTC • Judicial District 5 • *Continued*

Court Highlights

Over the past year the focus of the New Hanover DTC has been growth, increasing community support, and a new project in cooperation with the Wilmington Police Department. During April, in observance of National Drug Treatment Court Month, the court received local television coverage. The New Hanover County public information office produced an informational video on the local court and, with funding from the New Hanover County Sheriff's Department, DTC participants were treated to a special picnic celebration. Through the generosity and support of local merchants, participants now receive tangible rewards for their progress in DTC. These rewards, presented during court sessions, include coupons or gift certificates for restaurant meals, movies, sports activities, car washes and other goods and services.

Taking advantage of improved communication with several treatment programs in the Wilmington area, the DTC has been able to provide treatment better suited to individual needs. Increased awareness and knowledge of DTC among defense attorneys, probation officers and the general public has produced a marked increase in inquiries, referrals and participants. But this increased awareness also has pointed up the benefits that a Superior Court DTC in New Hanover County and a District Court DTC in Pender County would produce. The Local Management Committee will be exploring the feasibility of such expansion within the coming year as they continue their efforts to gain more community support. During the past year, the Management Committee has adopted by-laws and now is working to refine the DTC's local guidelines.

A grant from the Governor's Crime Commission is funding a special project to address the serious and growing problem of addicted prostitutes in Wilmington. This challenging program, which includes a residential component and a school for "johns", enrolls eligible prostitutes into DTC. The project includes funding for a part-time (20 hours per week) case manager and, with additional state funding, we have been able to hire this same person to work as a regular DTC case manager for the remaining 20 hours of each work week. With the new staff member, additional clients have been enrolled in DTC without sacrificing the attention required to address individual needs.

The biggest disappointment during the past year has been an inability to secure funding from the local ABC Board. Local ABC funds designated for treatment of addiction now pass to the local mental health agency. Despite repeated requests from staff and the Local Management Committee members, the local ABC Board has been unwilling to change this practice. However, both staff and LMC members are committed to securing local funding and efforts will not only continue, but all actually increase during 2004.

ADULT DRUG TREATMENT COURTS

Orange County DTC • Judicial District 15B				
General Description				
Type of Court	Post-Sentence			
Court Level	District Court			
DTC Coordinator	Courtney Kennedy Phone: 919-644-3322			
Presiding DTC Judge	Joseph M. Buckner			
Other members of the Core Team include	Project Director: <i>Marie Lamoureaux</i> Ass't. D.A.: <i>Beverly Scarlett, Jacqueline Perez</i> TASC Director: <i>Bobby Spence</i> Case Manager: <i>Stephanie Payne; TASC Case Manager John Locke, TASC Case Manager</i> Public Defender: <i>Holly Birnbaum, Lauren Dickerson</i> Probation Officer: <i>Bobby Perry</i> Law Enforcement: <i>Matt Sullivan; Jack Terry</i> Treatment Provider: <i>Arjun NiCastro, Freedom House IOP, Orange-Person-Chatham Area Program</i>			
Court Implementation Date	August 1, 2002			
Budget Summary				
Fiscal Administrator	Administrative Office of the Courts			
	State \$	Federal \$	Local \$	TOTAL \$
Budget for Fiscal Year 2003-04	19,850.88	59,552.63	0	79,403.51
Budget Description				
Orange County Drug Treatment Court (OCDTC) received a Governor's Crime Commission (GCC) grant for fiscal year 2003-2004. OCDTC also benefits from CJPP state treatment funds. These funds serve as the 25% cash match required for GCC funding. The grant provides for the DTC Coordinator's salary, office support, and treatment funds.				
Data Summary				
Calendar Year	2003			
New Admissions	10			
Active Participants at End of CY	8			
Graduations	1			
Terminations	3			
Total Served [= Active Participants + Graduations + Terminations]	12			
Retention Rate [= (Active Participants + Graduations) ÷ Total Served]	75%			
Graduation Rate [= Graduations ÷ (Graduations + Terminations)]	25%			
Participant Fees Collected	\$746.00			
Data Description				
During 2003, Orange County DTC served 12 participants graduating one participant. DTC admitted 10 new offenders and terminated 3 offenders, which resulted in a 75% retention rate. Participant fees collected are \$746.				

ADULT DRUG TREATMENT COURTS**Orange County DTC • Judicial District 15B • *Continued*****Court Highlights**

In January 2002, the Administrative Office of the Courts' Drug Treatment Court Advisory Committee approved Orange County as an authorized North Carolina Drug Treatment Court Implementation Site. Although no expansion funds for new Drug Treatment Courts were appropriated by the NC Legislature for FY 2002-03, Orange County launched a pilot Drug Treatment Court in July 2002, with the first participant entering the court August 1, 2002. Judicial District 15B's TASC Program and the area community mental health program, Orange-Person-Chatham Area Program, agreed to provide case management and treatment services. It was also agreed that the targeted number of offenders for the pilot phase would not exceed twelve. In July 2003, Orange County, through the Administrative Office of the Courts, received a grant from the NC Governor's Crime Commission for a Drug Treatment Court Coordinator and for substance abuse treatment funds. With this grant, the targeted number of offenders participating in DTC increased to twenty. Consequently, an early turn-over in the DTC Coordinator resulted in an initial slow start for this court. However, drug court is now on target to meet and possibly surpass its target number of participants by the end of this fiscal year. As of the beginning of February 2004, Orange County had 11 active participants. The District Attorney's Office and Probation have been major referral sources for DTC. TASC provides case management, and treatment is provided through Freedom House IOP. The DTC Team consists of the judge, a district attorney, public defender, probation officer, TASC case manager, treatment, project director, and the DTC coordinator. The team meets prior to every Drug Treatment court, which is held every 2nd and 4th Wednesday of the month. DTC had 1 graduation in 2003 and another is scheduled for graduation for the month of February.

ADULT DRUG TREATMENT COURTS

Person/Caswell Counties DTC • Judicial District 9A				
General Description				
Type of Court	Pre-plea and Post-sentence			
Court Level	District Court			
DTC Director	Dr. Alfred M. Faulkner Phone: 336-597-0505			
Presiding DTC Judge	Mark E. Galloway			
Other members of the DTC Core Team include:	Assistant D.A.: <i>Hugh Williford</i> Defense Attorneys: <i>Tom Fitzgerald; J. Stultz</i> Probation Officer: <i>Sherri Staten</i> Law Enforcement: <i>Lt. Kevin Crabtree & Det. Tony Kirby</i> Clinical Treatment Provider: <i>Life Changes, Inc.</i> Case Manager: <i>Alexia Watlington</i>			
Court Implementation Date	July 1, 1996			
Budget Summary				
Fiscal Administrator	Person County			
	State \$	Federal \$	Local \$	TOTAL \$
Budget for Fiscal Year 2003-04	78,500	25,000	0	103,500
Budget Description				
The budget for the Person/Caswell DTC is funded primarily by state funds. A Governor's Crime Commission grant awarded to the AOC provided \$25,000 for treatment services. The budget is managed by the Finance Office of Person County Government.				
Data Summary				
Calendar Year	2001	2002	2003	
New Admissions	42	35	46	
Active Participants at End of CY	33	19	34	
Graduations	15	14	6	
Terminations	21	31	27	
Total Served [= Active Participants + Graduations + Terminations]	69	64	67	
Retention Rate [= (Active Participants + Graduations) ÷ Total Served]	70%	52%	60%	
Graduation Rate [= Graduations ÷ (Graduations + Terminations)]	42%	31%	18%	
Participant Fees Collected	\$2,931	\$1,390	\$3,840	
Data Description				
During 2003, Person/Caswell DTC served 67 participants with a retention rate of 60% and 6 graduates and 34 active participants at the end of the year. A total of \$3,840 participant fees were collected in 2003.				

ADULT DRUG TREATMENT COURTS

Person/Caswell Counties DTC • Judicial District 9A • *Continued*

Court Highlights

The year 2003 brought new changes for the Person/Caswell DTC. Judge Galloway completed his second year as the DTC judge. Participant numbers in 2003 increased substantially. The Local DTC Management Committee continues to meet regularly and is very insightful in ways of DTC improvements. Stakeholders who were hesitant about working with the DTC began to get involved. This has made a positive impact on client numbers. The Local DTC Management Committee determined that DTC sessions would be bi-weekly versus weekly and the court date was also changed from Fridays to Mondays. Not only has this produced a reduction in court personnel producing a cost savings for the court system, but the change of court date has allowed the court to greater maintain the intensive oversight that the Person/Caswell DTC provides for chemically addicted offenders located in the community. Judicial District 9A is a two county area and as such, the court provides services to participants residing in Person and Caswell Counties. This is a unique situation, and is managed by providing services to Caswell County on certain days of the week and Person County the other days. Because Person County comprises our largest number of participants, we attempt to always keep a staff person available in that area. The court session for Caswell is held on Wednesday and our major court session is held on Monday in Person County. Community Corrections assist with drug screenings and is referring more participants than ever before. Law enforcement is monitoring our participants from the streets to make sure that they are keeping curfews and not hanging out in drug areas. They inform us if participants are seen in activities that they feel are unbecoming of DTC participants and are very quick in getting those who have OFAs off the streets. We have streamlined the paperwork involved for attorneys and DTC. We have bi-weekly reports for DTC Judges on each participant, weekly docket printed and available for probation officers along with a report on their participants who are in DTC and law enforcement receives an update of all names, addresses, and telephone numbers of DTC participants. As a result, court officials are beginning to see DTC as a very viable option for offenders/defendants and are referring them more than in the past. The County Manager has assisted us in working through other challenges and has provided us with additional space and utilities at a minimal cost. We are in process of re-establishing an on-site treatment provider, who will provide participants with quality care. Both regular and intensive outpatient treatment is provided to participants as well as long-term treatment through state and private residential treatment facilities. The participants attend court as scheduled and meet with the Case Manager and Probation Officer on a regular basis. Educational and employment opportunities are available to our participants through the local community college and employment agencies. At present we have five participants enrolled in curriculum classes and three are in the GED program at the local community college. Temporary Employment Agencies are assisting with placement of our participants. As a result, participants are paying the required DTC fees and restitution to victims as well as carrying out other DTC requirements. The core team is very proactive in their approach to assisting participants in recovery and has attended workshops to assist in the development of new means to meet the needs of the participants in the community that we serve.

ADULT DRUG TREATMENT COURTS

Randolph County DTC • Judicial District 19B				
General Description				
Type of Court	Post-Sentence			
Court Level	District			
DTC Coordinator	Pam Hill Phone: 336-683-8211			
Presiding DTC Judge	William M. Neely			
Other members of the Core Team include:	Ass't. D.A.: <i>Steve Wayne</i> Defense Attorney: <i>James Hill; Pete Oldham</i> Probation Officer: <i>Rodney Trogdon</i> Law Enforcement: <i>Gary Mason; Litchard Hurley</i> Treatment Provider: <i>Joe Goldston</i> Case Manager: <i>Lisa Latham</i>			
Court Implementation Date	March 26, 2002			
Budget Summary				
Fiscal Administrator	Randolph County			
	State \$	Federal \$	Local \$	TOTAL \$
Budget for Fiscal Year 2003-04	0	24,407	9,135	33,542
Budget Description				
The Randolph Drug Treatment Court operates from federal funds received from the Governor's Crime Commission. The budget for FY 2002-03 is \$24,407. Contributions and donations from local businesses and the faith community provide the cash match (\$9,135) found in the Local column above.				
Data Summary				
Calendar Year	2002	2003		
New Admissions	8	5		
Active Participants at End of CY	6	4		
Graduations	N/A	3		
Terminations	2	4		
Total Served [= Active Participants + Graduations + Terminations]	8	11		
Retention Rate [= (Active Participants + Graduations) ÷ Total Served]	N/A	64%		
Graduation Rate [= Graduations ÷ (Graduations + Terminations)]	N/A	43%		
Participant Fees Collected	N/A	\$1,020		
Data Description				
The Randolph DTC admitted 5 new participants in 2003 and ended the year with 4 active participants. The court is new and the numbers are small. \$1,020 in participant fees was collected in 2003.				
Court Highlights				
The Randolph Drug Treatment Court accepted its first participant on March 26, 2002. All Core Team members have continued to donate their time in anticipation of future funding. In 2003 we received a Federal Governor's Crime Commission grant, with ¼ of the funds going to the treatment provider. Until January 2004 a cap was set on admissions to the DTC by the Department of Community Corrections Judicial District Manager. In 2004 we will have a dedicated probation officer which will allow us to remove the cap on admissions and increase caseload size to a new maximum of 35 participants. A \$150,000 GCC grant is being sought which will allow hiring a coordinator, a van and driver for DTC participants, contracting with an Anger Management curriculum instructor and increased funding for treatment costs.				

ADULT DRUG TREATMENT COURTS

Wake County DTC • Judicial District 10				
General Description				
Type of Court	Post-sentence			
Court Level	District Court			
DTC Coordinator	Nathaniel Gay / Ryan Ramey Phone: 919-754-9422			
Presiding DTC Judge	James R. Fullwood			
Other members of the DTC Core Team include:	Lead Case Manager: <i>Marcia Hamilton</i> Case Manager: <i>Beverly Pacos</i> Assistant D.A.: <i>Rosa Dula</i> Defense Attorneys: <i>Bryan Collins</i> Probation Officers: <i>Pam Fishel</i> Clinical Treatment Provider: <i>Amy Bauer of Spectrum Health Services</i>			
Court Implementation Date	Superior Court - May 24, 1996 District Court - October 22, 1999 Combined Superior and District Courts - July 2001			
Budget Summary				
Fiscal Administrator	Carolina Correctional Services, Inc. (<i>Todd Edwards, Administrator</i>)			
	State \$	Federal \$	Local \$	TOTAL \$
Budget for Fiscal Year 2003-04	83,797	112,363	35,410	231,570
Budget Description				
The Wake DTC received \$83,797 in State funding in FY 2003-04. A Governor's Crime Commission grant awarded to the AOC provided \$112,363.00 for treatment services. An additional donation from the ABC Board came to the Wake Adult DTC as a part of a \$50,000 donation to CCS which represented 35%, or \$17,898 of the Local and Total categories above. The balance of the \$35,410 of local funds was DTC collected in the current year plus a fund balance from FY 2002-03.				
Data Summary				
Calendar Year	2001	2002	2003	
New Admissions	71	68	49	
Active Participants at End of CY	50	45	40	
Graduations	19	25	20	
Terminations	49	47	34	
Total Served [= Active Participants + Graduations + Terminations]	118	117	94	
Retention Rate [= (Active Participants + Graduations) ÷ Total Served]	58%	60%	64%	
Graduation Rate [= Graduations ÷ (Graduations + Terminations)]	28%	35%	37%	
Participant Fees Collected	\$12,725	\$10,650	\$8,873	
Data Description				
During 2003, the Wake DTC served 94 participants with a retention rate of 64% and 20 graduates. There were 40 active participants at the end of the year. A total of \$8,873 in fees was collected from the participants.				

ADULT DRUG TREATMENT COURTS**Wake County DTC • Judicial District 10 • *Continued*****Court Highlights**

The Wake DTC, which was developed and is maintained by the leadership of Carolina Correctional Services, Inc. (CCS), continues to utilize a highly efficient team approach to enhancing the recovery efforts of the DTC participants. In July 2001, CCS management and the Local DTC Management Committee consolidated the Superior Court and District Court DTCs into one DTC to maximize resources and staff. The consolidation has proven to be successful and has allowed the Core Team players to continue their well-defined roles under to leadership of the DTC Presiding Judge. Spectrum Health Systems, the DTC Treatment provider, works closely with the DTC team to enhance and modify the intensive outpatient treatment curriculum. The Cognitive Behavioral approach to treatment continues to be consistent with the Division of Community Corrections (DCC) supervision and case management models. This uniform and effective approach to participant rehabilitation and recovery continues to be a strategy and model, which maintains Core Team cohesiveness. The Core Team meets quarterly to evaluate and assess goals and objectives. Special emphasis has been placed on enhancing treatment strategies for participants involved in the aftercare phase. Treatment providers have established a family group, which meets weekly in hopes of educating family members about addiction and the tools for recovery. Gender specific groups have also been an addition to the treatment process. These groups meet once a week. Aftercare participants and graduates are also asked to assist new and potentially non-compliant participants as a part of a mentoring program that has been developed. Special emphasis has been placed on developing cognitive strategies related to anger management. The treatment providers have established one-on-one meetings with participants who need extra support and have relapsed. With the assistance of the Junior League of Raleigh, the program can help participants with vouchers to the Bargain Box where they can purchases clothes and household items.

YOUTH TREATMENT COURTS

YTC BACKGROUND

Youth Treatment Court (YTC) focuses on juvenile delinquency (e.g., criminal) matters and status offenses (e.g., truancy) that involve substance-abusing youths. YTC works with non-violent, juvenile offenders whose drug and/or alcohol use is negatively impacting their lives at home, in school and the community.

The YTC is designed to provide immediate and continuous court intervention that includes requiring the child to participate in treatment, submit to frequent drug testing, appear at frequent court status hearings, and comply with other court conditions geared to accountability, rehabilitation, long-term sobriety and cessation of criminal activity.

YTC GOALS

The underlying premise of the Youth Treatment Court is to provide immediate intervention in the lives of youth using drugs and structure for the participants through the ongoing, active involvement and oversight of the treatment court judges. Common goals of youth treatment courts therefore include: providing youth with an opportunity to become clean and sober; constructive support to aid them in resisting further criminal activity; support to perform well in school and develop positive relationships in the community; providing skills and interventions to support and develop healthy family relationships and skills that will aid them in leading productive, substance-free and crime-free lives.

YTC PROGRAM OPERATIONS

Youth Treatment Courts are operational in Durham (District 14), Forsyth (District 21), Mecklenburg (District 26), Rowan (District 19C), and Wake (District 10) counties. In Table 4, a list of YTC jurisdictions by program implementation date is found along with the presiding judge and the type of program. Most YTCs are post-adjudication with only the Forsyth Juvenile Treatment Court accepting pre-adjudication juveniles.

All North Carolina YTCs work with youth under the supervision of the NC Department of Juvenile Justice and Delinquency Prevention (DJJDP). DJJDP designates one or two court counselors to work intensively with the YTC youth participants and their families in each jurisdiction. The court counselor is an integral part of the YTC Core Team that includes a certified juvenile court judge, the YTC case coordinator, a juvenile defense attorney, an assistant district attorney and a variety of treatment professionals. Treatment is provided differently in each court but each program is working towards accessing and utilizing good individual/family evaluations to drive treatment placement decisions. Courts located in jurisdictions with MAJORS programs are encouraged to work closely with that treatment program especially designed to work with substance abusing juvenile offenders. Each YTC expects parental involvement and provides services and education to parents either through their inclusion in family treatment sessions, required parenting classes (attended with their teens) and/or other family focused programming.

Table 4: N.C. Operational Youth Treatment Courts

Drug Treatment Court	Presiding Judge(s)	Type of Court	Court Implementation Date
Judicial District 10 (Wake County)	Robert B. Rader District Court Judge	Post-adjudication YTC	October 30, 1998
Judicial District 14 (Durham County)	Marcia H. Morey District Court Judge	Post-adjudication YTC	November 9, 2000
Judicial District 19C (Rowan County)	Charles E. Brown Chief District Court Judge	Post-adjudication YTC	May 15, 2002
Judicial District 21 (Forsyth County)	William B. Reingold Chief District Court Judge	Pre- & Post-adjudication YTC	January 5, 2003
Judicial District 26 (Mecklenburg County)	Louis A. Trosch District Court Judge	Post-adjudication YTC	January 28, 2003

Highlights of the Youth Treatment Court Program During CY 2003

- Rowan County JDTC received a Bureau of Justice Assistance Grant providing three years of funding for the court. The court hired a full-time JDTC Director/Case Coordinator in December 2003.
- There were a total of 17 graduates from the YTCs in 2003.
- The Mecklenburg YTC worked through the summer to redesign their YTC procedures. The new procedures focus on the use of and court-enforced compliance with holistic case plans developed in Child and Family Team meetings. The court, youth and family participants have been pleased with the initial results.
- The Durham YTC hired a clinical case manager to help them screen, assess and case manage high-needs participants. The clinical case manager was also responsible for moving the court to the use of Child and Family Teams to develop holistic case plans for all YTC participants.
- The Youth and Family Treatment Court Specialist has worked with YTC/JDTC stakeholders to determine required data elements and forms for a Youth Treatment Court MIS.
- The YTC MIS will be a web-based program made available to all YTC/JDTC in June 2004.
- The state Drug Treatment Court office contracted with Innovation, Research and Training, Inc. and its president, Dr. Janis Kupersmidt, to conduct preliminary work related to completing a cross-site YTC/JDTC outcome evaluation.

Development of an Automated YTC Management Information System (MIS)

Meetings with state and local YTC stakeholders culminated in the spring of 2003 with a recommended list of data elements and forms for a YTC MIS. In June 2003, CMA Technologies, Inc. was contracted to develop the YTC MIS using funds received through a 2002 – 2004 Drug Court Program Office grant. The MIS will be a web-based program drawing on many of the forms and the data logic developed for the adult DTC MIS. The YTC MIS however, is designed to help the YTC team better manage data associated with the youth participant and his/her family. The YTC MIS allows for management of a holistic case plan that includes requirements made of the parent/guardian. The MIS has also been developed to capture data related to Child and Family Team meetings. The YTC MIS is scheduled to be completed in May 2004. All five YTC/JDTC programs have been using paper forms since July 2003 that reflect the data collected by the automated MIS. The DTC office will ensure that all files and data collected by the local programs since July 2003 will be entered into the YTC MIS and made available to the programs upon implementation of the automated system.

YTC BUDGET INFORMATION

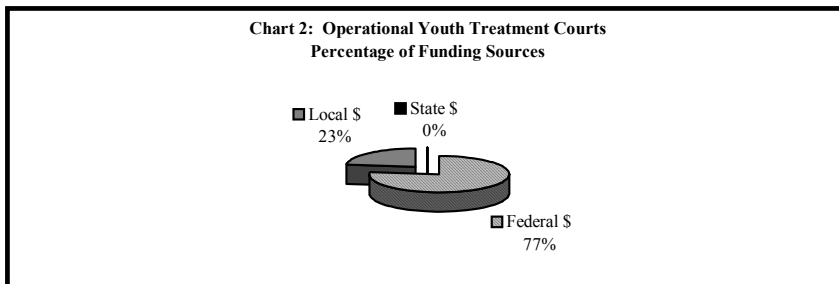
All youth treatment courts in North Carolina are grant funded and most utilize treatment funding streams attached to DMHDDSAS "target population" state funding, Medicaid, the Comprehensive Treatment Services Program, Health Choice, and MAJORS to pay for individual treatment for YTC participants.

Wake Juvenile Drug Treatment Court was launched as a grant-funded pilot program in fall 1998. Since that time, four additional grant-funded Youth Treatment Courts have been launched in Durham, Rowan, Forsyth and Mecklenburg Counties. These courts effectively leverage existing state resources such as Medicaid, state child and family mental health/substance abuse treatment and juvenile court counselors to maintain high-needs juvenile offenders in their home community while ensuring that the youth participant and family receive the treatment and support they need. Despite this cost-effective and integrated approach to providing services and supports, the courts are in very real danger of closing without small but reliable funding to support court staff and additional treatment needs. **All five North Carolina YTCs will run out of their grant funding by spring 2005.** Mecklenburg YTC and Wake JDTTC will run out of funds in 2004.

The state drug treatment court office received a federal grant to continue funding the position of the Youth and Family Treatment Court Specialist, fund development and implementation of a YTC management information system (MIS) and develop an outcome evaluation strategy for youth treatment court programs. Table 5 provides a summary of the funding amounts and source of funding for each operational YTC for FY 2003-04. The total amount of FY 2003-04 funding for YTCs is \$861,243.

Table 5: Operational Youth Treatment Courts Budget Summary for FY 2003-04				
County (Judicial District)	State \$	Federal \$	Local \$	TOTAL \$
Durham (14)	0	143,730	38,072	181,802
Forsyth (21)	0	109,047	38,100	147,147
Mecklenburg (26)	0	122,056	40,685	162,741
Rowan (19C)	0	166,654	50,404	217,058
Wake (10)	0	117,800	34,695	152,495
TOTAL \$	\$0	\$659,287	\$201,956	\$861,243

Chart 2 presents the funding percentages from each government sector. The federal government has contributed significantly to Youth Treatment Courts in Durham, Forsyth, Mecklenburg, and Rowan counties at 77%. Additionally, local governments have made considerable contributions to Youth Treatment Courts in each of the five counties.



YTC EVALUATION

Youth Treatment Courts are relatively new programs (nationally, the first courts were implemented six to seven years ago with the bulk of the courts implemented in only the last two to three years) and have therefore had few outcome evaluations conducted. The preponderance of data and evaluations available about youth treatment courts or juvenile drug treatment courts have been "process" evaluations. Following is information regarding North Carolina's YTC evaluation status, statewide summary statistics, and some national research findings for YTCs.

Statewide YTC Process and Outcome Evaluations

Using federal grant funds, an evaluator was contracted in 2002 to establish the criteria and data elements to be included in an eventual outcome evaluation for North Carolina's YTCs. The outcome evaluation, which will look at data from all five operational YTCs, will include outcome measures related to the youth participant, the family and the program. The evaluation will include data elements drawn from the schools, the Department of Juvenile Justice Delinquency Prevention (DJJDP), treatment programs and the YTC management information system (MIS). The courts began collecting standardized data in July 2003 with plans to begin analysis of the data for the outcome evaluation in winter 2004.

In the meantime, each court is expected to contract with a local evaluator to conduct a process evaluation of their YTC and must conduct a SCOT (strengths, challenges, opportunities and threats) analysis as part of their yearly strategic planning process. Monthly reports required by the state office provide feedback to each jurisdiction about referrals, admissions, terminations, graduations and utilization rates of community and residential treatment, detention use and community service requirements.

2003 Summary Statistics for YTCs

Table 6 provides the aggregate number of new admissions, active participants at the end of the year, terminations, participants served, retention and graduation rates, days youth spent in residential treatment, hours youth spent in community-based treatment, and community service hours completed by youth.

During 2003, the YTCs admitted a total of 80 new participants, which is over 2 ½ times the number in 2002. The active caseload at the end of the year was 71, again more than 2 ½ times the 2002 caseload. Fifteen youth graduated from the YTC program for a graduation rate of 31%. This number should be viewed in the light that two of the five courts implemented in early 2003 and can not expect graduates until 2004. The overall retention rate increased from 63% to 72%. (The retention rate is derived from the number of active participants and graduates during the year divided by the total number of participants served during the year.) Thirty-four youth were terminated from the YTC. Total days spent in residential treatment by YTC participants was 5,901 days, and the total hours that the YTC youth spent in community-based treatment was 7,248 hours. The youth completed 1,397 hours of community service while in the program.

Table 6: Youth Treatment Courts Summary Data

Calendar Year	2002^a	2003^b
New Admissions	31	80
Active Participants at end of CY	27	71
Graduations	16	15 ^c
Terminations	25	34
Total Served [= Active Participants + Graduations + Terminations]	68	120
Retention Rate [= (Active Participants + Graduations) ÷ Total Served]	63%	72%
Graduation Rate [= Graduations ÷ (Graduations + Terminations)] ^c	39%	31%
Total Days Youth Spent in Residential Treatment	3,592	5,901
Total Hours Youth Spent in Community-based Treatment	5,989	7,248
Total Hours of Community Service Completed by Youth	366	1,397
a Data is only for YTCs operational for entire CY 2002 (Durham and Wake Counties) b Data is included for YTCs that were operational for the entire CY 2003 (Durham, Forsyth, Mecklenburg, Rowan, and Wake Counties). c Includes only data for Wake, Durham and Rowan counties because the YTC is a minimum one year program and Forsyth and Mecklenburg had not been operational for a full year on Dec. 31, 2003.		

Recent National YTC Research Findings

A December 2002 Cost Benefit Estimate of North Dakota's Juvenile Drug Court (Thompson, 2002) looked at recidivism rates for youth completing a Juvenile Drug Court (N=56) in comparison to those who met JDTC eligibility in a neighboring and similarly situated jurisdiction (N=44). One year following participation in the JDTC/juvenile court, the drug court group recorded a recidivism rate of 27.3% while the comparison group recorded a rate of 54.5%. Two years post-program involvement drug court participants recorded a recidivism rate of 36.4% compared to 68.2% for the comparison group. Using cost estimates recommended by the Federal Drug Court evaluators (Cohen's Index I offense costs), Thompson was able to estimate that the JDTC participants cost the community an average of \$991 in victim and court costs due to committing a new offense. The comparison group averaged \$2,105 in victim and court costs. Assessed over a period of five years, the drug court group would realize a recidivism cost savings of \$312,000.

A related study conducted by Thompson examined the costs of administering a JDTC (average cost of \$14.73/day) relative to placing a substance abusing juvenile in a North Dakota Correctional Center (\$120/day) or an out-of-home residential treatment facility (\$100/day).

A Delaware evaluation included all juveniles who were admitted to the juvenile drug diversion program in two Delaware counties at the end of the first quarter of 1999 (O'Connell, Nesterode, & Miller, 2000). A matched comparison group was constructed for all 154 juveniles in both counties. The Delaware evaluation examined two outcomes, recidivism and graduation. The recidivism rates for the participant group while in drug court was 25.9% (N=336) and 36.4% for the comparison group (N=154) (O'Connell, et al, 2000). The evaluation also attempts to capture recidivism rates of both groups 12 and 18 months out of the program. Twelve months after graduation/termination, the successful completion group had a recidivism rate of 23%, the unsuccessful group had a rate of 75%, and the comparison groups recidivism rate was 51% (Shaw & Robinson, 1998). After 18 months, the participant group that had successfully completed the program had a recidivism rate of 47.7%, the non successful program participants

had a 67.3% rate, and the control group had a recidivism rate of 60.5% (O'Connell, et al, 2000). The other outcome measured was graduation. Of the 401 youth admitted to the program by the end of the first quarter of 1999, 65 participants were still active, 218 had successfully completed it, and 118 had failed to complete it successfully (Miller, Scocas, & O'Connell, 1998). This results in a completion rate of 64.9%.

The Summit County, Ohio evaluation is another of the few outcome evaluations done on a juvenile DTC to date. Only 27 experimental subjects and 13 control subjects had available rearrest data (Belenko, 2001). Further, the follow up period of past admission was only 6 months. Therefore, it is important to consider the evaluation results as preliminary. There was one rearrest in the DTC group, while the control group averaged 2.3 (Belenko, 2001). Among the participants, 11% had 3 or more new charges compared to the control group with 46%. In addition, as Belenko (2001) points out, the Summit County evaluation is notable for its use of experimental design of randomly assigning youth to DTC or standard adjudication.

INDIVIDUAL YTC PROGRAM HIGHLIGHTS

The program data and highlights presented in tabular form below were submitted by the local DTC program directors. In some cases, the DTC State Office Staff provided edits to enhance the flow of the intended communication, but not to alter its meaning.

YOUTH TREATMENT COURTS

Durham County Youth Treatment Court • Judicial District 14				
General Description				
Type of Program	Post-adjudication			
Court Level	Juvenile District Court			
Program Coordinator	Peter Baker Phone: 919-564-7205			
Presiding YTC Judge	Marcia H. Morey			
Other members of the YTC Core Team include:	YTC Case Manager: <i>Calvin Vaughan</i> Juvenile Court Counselor: <i>Sheilah Peterkin</i> Assistant District Attorney: <i>Christy S. Joyce</i> Public Defender: <i>Clayton Jones</i> Treatment Liaison: <i>Drema Jackson-McKoy</i>			
Program Implementation Date	November 7, 2000			
Budget Summary				
Fiscal Administrator	Administrative Office of the Courts			
	State \$	Federal \$	Local \$	TOTAL \$
Budget for Fiscal Year 2003-04	0	143,730	38,072	181,802
Budget Summary				
The DYTC continues to operate under a Bureau of Justice Assistance grant, fast concluding it's second of three year's of funding. Second year funds included \$143,730 in federal funds and \$38,072 in local in-kind services matching funds. CTSP and MAJORS are significant contributors to treatment monies and the recent structural change in our local Mental Health agency has been beneficial in serving this population.				
Data Summary				
Calendar Year	2001	2002	2003	
New Admissions	24	12	23	
Active Participants at end of CY	16	13	22	
Graduations	3	6	3	
Terminations	12	9	11	
Total Served [= Active Participants + Graduations + Terminations]	31	28	36	
Retention Rates [= (Active Participants + Graduations) ÷ Total Served]	61%	68%	69%	
Graduation Rates [= Graduations ÷ (Graduations + Terminations)]	N/A	40%	21%	
Data Description				
The Durham YTC served a total of 36 youth in 2003. The program ended the year with 13 active participants. The retention rate was 69% with a 21% graduation rate. Over 2500 days of treatment was provided through inpatient and outpatient treatment. Over 500 urinalysis screens were administered. Three participants successfully completed the program. The total days spent in residential treatment by juveniles were 1,460. The total hours spent in community-based treatment by juveniles were 1,098. The total community service hours completed by the juveniles was 446.				

YOUTH TREATMENT COURTS

Durham County Youth Treatment Court • Judicial District 14 • *Continued*

Program Highlights

The Durham Youth Treatment Court (DYTC) continues to identify and develop new ways of addressing juvenile justice youth who have significant substance abuse problems. Participants attend court sessions biweekly and engage in community education and skill building classes run by the YTC Case Manager during the off court weeks. The addition of Parenting groups, the ROPES course and documentary studies through Duke has enhanced our offerings to the participants. These sessions expose the participants to resources in the community, health education, life skills, recreation and allows for personal dialogue that is non-existent in other treatment sessions. The DYTC is now operating under a Bureau of Justice Assistance grant. The hiring of a clinical assessment case manager to facilitate the placement of more appropriate youths into the DYTC was pursued but was discontinued due to recent changes in the treatment community that have reduced the need for such a position. We are optimistic that admissions will continue to increase and more success will result from this court. More intensive case monitoring is expected to include in-home counseling with the youth offenders. The process of attaining a process evaluator has begun in an attempt to conduct systemic and customer service evaluations of court effectiveness. DYTC has continued to collaborate with the Criminal Justice Department at North Carolina Central University that provides practicum opportunities for students at the rate of 100 hours per semester. These students have helped the Case Manager in his off-court week groups, transportation needs, and mentoring of youths. Local support for client related services has been sought with the addition on a non-profit group developed to support Drug Courts in this District. Access to the continuum of treatment for adjudicated youth has proven to be a continued need for this population. The team attended a skill-building and planning session in Orlando that was planned by the court funders. This training did much to enhance the operational structure of the court.

YOUTH TREATMENT COURTS

Forsyth County Juvenile Treatment Court • Judicial District 21				
General Description				
Type of Program	Pre- & Post-adjudication			
Court Level	Juvenile District Court			
Program Coordinator	Gene Williams Phone: 336-761-2242			
Presiding JTC Judge	William B. Reingold			
Other members of the JTC Core Team include:	Alternate Judge: <i>Lawrence J. Fine</i> Youth Case Coordinator: <i>Todd Parker</i> Court Counselor: <i>Lloyd Booker, DJJDP</i> Ass't. D.A.: <i>Tim Severo</i> Defense Attorney: <i>Jerry Jordan</i> Treatment Provider: <i>CenterPoint Human Services, StepOne</i> Others: <i>Winston-Salem Forsyth Co. Schools, YWCA Right Turns For Youth, Forsyth County Sheriff's Dept., Winston-Salem State University (Center for Community Safety)</i>			
Program Implementation Date	January 5, 2003			
Budget Summary				
Fiscal Administrator	Administrative Office of the Courts			
	State \$	Federal \$	Local \$	TOTAL \$
Budget for Fiscal Year 2003-04	0	109,047	38,100	147,147
Budget Description				
The Forsyth Juvenile Treatment Court received a three-year federal grant from the Bureau of Justice Assistance (formerly handled under the Drug Courts Program Office). The first year award for FY 2003-04 is \$109,047 with a local, in-kind match of \$38,100.				
Data Summary				
Calendar Year	2003			
New Admissions	15			
Active Participants at End of CY	12			
Graduations	0			
Terminations	9			
Total Served [= Active Participants + Graduations + Terminations]	21			
Retention Rate [= (Active Participants + Graduations) ÷ Total Served]	N/A			
Graduation Rate [= Graduations ÷ (Graduations + Terminations)]	N/A			
Data Description				
In 2003, the Forsyth JTC served 21 participants. No juveniles graduated in 2003 as the first full year of court operations ends in January 2004. In February 2004 we have four juveniles eligible for graduation. Our first graduation is scheduled for February 18, 2004. No graduation or retention rates were calculated due to the fact that it is a new court.				

YOUTH TREATMENT COURTS

Forsyth County Juvenile Treatment Court • Judicial District 21 • *Continued*

Program Highlights

The Forsyth JTC completed its first year of court operations on January 5, 2004. During the first year of full court programming, we are extremely proud of our excellent team approach to the juvenile substance abuse issues of our clients and their families. During this first court year, we have maintained team cohesiveness and commitment utilizing holistic strategies developed by our Core Team professionals to assist not only our juvenile participants but also family members. Our Core Team has had no team member attrition during our first year of operation. This has led to an excellent esprit de corps for the JTC team.

We continue to utilize the Core Treatment Team as an adjunct to our Court Core Team. Our Core Treatment Team includes several additional community services, which are not a part of our Court Core Team. This affords our JTC the opportunity of bringing more professionals to the table to collaborate and closely focus on the treatment needs and accountability of our participants and their family members. This enhances and assures compliance with the JTC's requirements and the client's recovery process. The JTC is empowered by the Chief District Court Judge (who is also the presiding judge of the JTC), the District Attorney, Defense Attorney, JTC Director, Court Counselors, Case Manager, and Treatment Providers. This group holds program participants accountable throughout the recovery process. The Forsyth DTC Local Management Committee (FLMC) was restructured in 2003 to provide enhanced oversight of program operations of the JTC and Adult DTC. During the last quarter of 2003, the Presiding Judge has sentenced three parent members to jail for failure to follow court orders in assisting their juveniles in the JTC program.

The Forsyth JTC Case Manager works very closely with CenterPoint Human Services and Step One Substance Abuse Services (the two substance abuse providers in Forsyth County), for the delivery of appropriate treatment services to JTC clients and their families. CenterPoint Human Services provides comprehensive services to the JTC through the MAJORS Program, Family Stabilization, Intensive Dual Diagnosis Program, Multi-systemic Therapy and other programs. Step One continues to provide extensive outpatient substance abuse services for the JTC clients. By having two substance abuse providers in the county, we are able to closely match clients with the most appropriate substance abuse provider.

The Forsyth JTC Director is active in a number of community groups and organizations working with juvenile and adult substance abuse, juvenile crime and other community safety and collaborative community building efforts. The JTC Presiding Judge is currently convening a group of community clergy, local university presidents, and other community professionals to establish a mentoring program for the JTC. The program will assist JTC clients and family members while in the JTC program and after leaving the JTC program.

YOUTH TREATMENT COURTS

Mecklenburg County Youth Treatment Court • Judicial District 26				
General Description				
Type of Program	Post-adjudication			
Court Level	Juvenile District			
Program Director	Janeanne Tourtellott Phone: 704-358-6216			
Presiding YTC Judge	Louis A. Trosch			
Other members of the Core Team include:	YTC Coordinator: <i>Donna Fair</i> YTC Case Manager: <i>Yolanda Morgan</i> Ass't. D.A.: <i>Greg McCall</i> Defense Attorney: <i>Philip Penn</i> Court Counselor: <i>Natalie Williams</i> Treatment Provider: <i>Mecklenburg County Area Mental Health</i>			
Program Implementation Date	January 28, 2003			
Budget Summary				
Fiscal Administrator	Administrative Office of the Courts			
	State \$	Federal \$	Local \$	TOTAL \$
Budget for Fiscal Year 2003-04	0	122,056	40,685	162,741
Budget Description				
Mecklenburg County's YTC program is primarily funded by a Governor's Crime Commission grant. The remaining budget of \$40,685.40 is the AOC and Mecklenburg County Area Mental Health/Child and Adolescent Services cash match.				
Data Summary				
Calendar Year	2003			
New Admissions	17			
Active Participants at End of CY	10			
Graduations	0			
Terminations	7			
Total Served [= Active Participants + Graduations + Terminations]	17			
Retention Rate [= (Active Participants + Graduations) ÷ Total Served]	N/A			
Graduation Rate [= Graduations ÷ (Graduations + Terminations)]	N/A			
Hours of Treatment Delivered	\$4,994.25			
Data Description				
In 2003, the Mecklenburg County Youth Treatment Court served 17 participants. Ten participants were active at the end of 2003. The total days spent in residential treatment by juveniles were 485. The total hours spent in community-based treatment by juveniles were 1,269. The total community service hours completed by the juveniles was 24. The court is too new to calculate retention and graduation rates.				

YOUTH TREATMENT COURTS**Mecklenburg County Youth Treatment Court • Judicial District 26 • *Continued*****Program Highlights**

The Mecklenburg County Youth Treatment Court (YTC) Program began implementation of its six-month pilot program on January 28, 2003. At the conclusion of the implementation period, the YTC core team recognized the need to expand the services provided to include mental health issues in order to more effectively create positive change in the lives of the program participants. The YTC program in Mecklenburg County is designed to effectively and efficiently address adolescent mental health and/or substance abuse issues by offering participants immediate access to treatment services, case management and increased monitoring.

Participant and system accountability is also a paramount feature of the program. Partnerships and active participation in the Core Team by the Charlotte Mecklenburg Schools, Police Department, Department of Social Services and Area Mental Health has fostered relationships that are expected to increase the likelihood of program and participant success. These partnerships have led to utilization of the "System of Care" approach within the YTC program, with individualized plans created by the Child & Family Team.

Therefore, youth participants must be a non-violent offender with a DSM IV diagnosis of mental health and/or substance abuse, prior treatment episodes and a demonstrated need for continued treatment with increased supervision and support. The Parents/Guardians are required to participate in their child's treatment process. A non-compliant parent/guardian may be held in contempt of court and be ordered to pay a fine or serve active time in jail.

Youth Treatment Court is composed of four components: Referral/Assessment/Admission (2 months), Treatment (2 months – 6 months), Community Stabilization (2 months – 4 months), and Aftercare (6 months). Progression through the program is based upon attainment of goals not solely on the basis of time spent in a particular component. The Child & Family team and the YTC court team will determine the criteria for successful program completion based upon each youth's individual attainment of identified goals and progression through program components.

YOUTH TREATMENT COURTS

Rowan County Juvenile Drug Treatment Court • Judicial District 19C				
General Description				
Type of Program	Post-adjudication			
Court Level	Juvenile District Court			
Program Coordinator	Becca Stamp Phone: 704-633-3084			
Presiding YTC Judge	Charles E. Brown			
Other members of the Core Team include:	Ass't. D.A.: <i>Michelle Lowder</i> Defense Attorney: <i>Earl Koontz</i> Juvenile Court Counselor: <i>Krysta Gary</i> Treatment Provider: <i>Melissa Pixley, Daymark Recovery Services; Bonnie Harrell, Alternatives Counseling, Inc.</i>			
Program Implementation Date	May 3, 2002			
Budget Summary				
Fiscal Administrator	Administrative Office of the Courts			
	State \$	Federal \$	Local \$	TOTAL \$
Budget for Fiscal Year 2003-04	0	166,654	50,404	217,058
Budget Description				
<p>The Rowan County Juvenile Drug Treatment Court pilot program continued to operate through 2003 with no additional funds. In October, the community received notification that its request for implementation funding had been approved. The Bureau of Justice Assistance Juvenile Drug Court Implementation Grant provides \$500,000 over three years. Currently, the Rowan County JDTC team is awaiting the release of these funds from the federal government. Grant funds, in combination with participants' private insurance, Comprehensive Treatment Services Program, Medicaid and MAJORS money, will maximize access to substance abuse treatment providers and allow for a full-time Coordinator.</p>				
Data Summary				
Calendar Year	2003			
New Admissions	6			
Active Participants at End of CY	8			
Graduations	5			
Terminations	0			
Total Served [= Active Participants + Graduations + Terminations]	13			
Retention Rate [= (Active Participants + Graduations) ÷ Total Served]	N/A			
Graduation Rate [= Graduations ÷ (Graduations + Terminations)]	N/A			
Participant Fees Collected	0			
Data Description				
<p>In 2003, the Rowan County Juvenile Drug Treatment Court served 13 participants, 7 of whom were initiated during the pilot phase in 2002. Six new participants were admitted during 2003. Five of those 7 pilot participants graduated in 2003, leaving 8 active participants at the end of calendar year 2003. The court is too new to calculate retention and graduation rates.</p>				

YOUTH TREATMENT COURTS

Rowan County Juvenile Drug Treatment Court • Judicial District 19C • *Continued*

Program Highlights

In 2003, the Rowan County JDTC pilot program graduated five of its original ten participants. Two of the remaining five have successfully completed residential treatment placements, returned to active participation and look forward to a graduation date in the near future. In May, the community submitted a request to the Bureau of Justice Assistance for implementation funding and received notification of approval in October. Anticipating final budget approval and the release of funds from the federal government, the JDTC team has hired a Coordinator, responsible for program operation and case management, and has admitted six new participants.

YOUTH TREATMENT COURTS

Wake County Juvenile Drug Treatment Court • Judicial District 10				
General Description				
Type of Program	Post-adjudication			
Court Level	Juvenile District Court			
Program Coordinator	Nathaniel Gay / Ryan Ramey Phone: 919-754-9422			
Presiding JDTC Judge	Robert B. Rader			
Other members of the JDTC Core Team include:	Case Manager: <i>April Barwick</i> Assistant D.A.: <i>Jennifer Crawford; Adam Moyers</i> Defense Attorney: <i>Lori Christian</i> Court Counselors: <i>Tim Montgomery; Dennis Cotten; Kenneth Judge; JoAnne McClain</i> Child Mental Health: <i>Beth Nelson</i> Wake Co. Public School: <i>Lorenzo Melton</i> Clinical Treatment Provider: <i>Jaclyn Hocutt of Spectrum Health Services</i>			
Program Implementation Date	October 30, 1998			
Budget Summary				
Fiscal Administrator	Carolina Correctional Services, Inc.			
	State \$	Federal \$	Local \$	TOTAL \$
Budget for Fiscal Year 2003-04	0	117,800	34,695	152,495
Budget Summary				
The Wake Juvenile DTC receives no State funding. For FY 2003-04, funding was available through a local law enforcement block grant via the Raleigh Police Department totaling \$117,800 and. Juvenile DTC received a \$28,695.00 donation from the local ABC Board and a \$6,000 donation from the Junior League of Raleigh. The donation from the Wake ABC Board (\$28,695.00) includes remaining funds from FY 2002-03. The Grant Award from the City of Raleigh's Local Law Enforcement Block Grant (\$117,800.00) includes a fund balance of \$59,800.00 from FY 02-03.				
Data Summary				
Calendar Year	2001	2002	2003	
New Admissions	29	19	19	
Active Participants at end of CY	21	14	19	
Graduations	11	10	7	
Terminations	17	16	7	
Total Served [= Active Participants + Graduations + Terminations]	49	40	33	
Retention Rates [= (Active Participants + Graduations) ÷ Total Served]	65%	60%	78%	
Graduation Rates [= Graduations ÷ (Graduations + Terminations)]	39%	63%	50%	
Data Description				
For 2003, the Wake JDTC served 33 participants with a retention rate of 78%, 7 juveniles graduated and the program ended with 14 active participants. The total days juveniles spent in residential treatment were 3,421. The total hours juveniles spent in community-based treatment were 3,883. The total community service hours completed by the juveniles was 165.				

YOUTH TREATMENT COURTS**Wake County Juvenile Drug Treatment Court • Judicial District 10 • *Continued*****Program Highlights**

As North Carolina's first juvenile court-driven substance abuse treatment program, the Wake Juvenile Drug Treatment Court (JDTC) continues to be proud of its efficient team approach to juvenile substance abuse. Through team cohesiveness and commitment, holistic strategies are developed by the Core Team professionals to assist, not only the youthful participant, but also family members in dealing with the realities of substance abuse. Empowered by the presiding Judge, the District Attorney, Defense Attorney, Court Counselors, Case Manager and Treatment Providers hold program participants accountable throughout the recovery process. The biweekly scheduled court appearance and review of each participant performance have proven to be very effective in maintaining compliance with the DTC's requirements and the recovery process. Developed and maintained under the leadership of Carolina Correctional Services, Inc. (CCS), in conjunction with program oversight by the Local DTC Management Committee, the Wake JDTC has been recognized as a model for other jurisdictions. Most, if not all, Core Team professionals have been invited to other locales to provide information about the Wake JDTC model to interested parties. With the expansion of the Core Team to include Wake County Child Mental Health and Wake County Public School system has provided the team with complete information to assist the participants and their families in all aspects. The Wake JDTC case manager works closely with the North Carolina State University Athletic Department, Raleigh Rescue Mission, Haven House, Carolina Hurricanes and the Community Parks Department as a part of its ongoing mentoring and community involvement strategies. The JDTC participants, parents/legal guardians and Core Team members engage in various outings together such as local sporting events. The Core Team meets quarterly to evaluate and assess program goals and objectives. Special emphasis is placed on rewards and sanctioning strategies. The treatment provider, Spectrum Health Systems, incorporates a cognitive behavioral intervention approach that works well with impressionable substance abusing juveniles. The curriculum based treatment approach holds the treatment providers accountable for quality service delivery.

FAMILY DRUG TREATMENT COURTS

FDTC BACKGROUND

The Family/Dependency Treatment Court setting began in Reno, Nevada and Pensacola, Florida in 1996. Subsequently, the model has been implemented in a variety of jurisdictions with over 112 family courts operating by December 2003. The Family Drug/Dependency Treatment Court (FDTC) works with parent(s)/guardian(s) who are in danger of losing custody of their children due to abuse or neglect charges.

FDTC involves a juvenile or family court docket of which selected abuse, neglect, and dependency cases are identified where parental substance abuse is a primary factor. The court's goal is to provide safe, nurturing, and permanent homes for children while simultaneously providing parents the necessary support and services to become drug and alcohol abstinent. Family dependency treatment courts aid parents in regaining control of their lives and promote long term stabilized recovery to enhance the possibility of family reunification within mandatory legal timeframes. (Wheeler & Siegrist, 2003)

The FDTC model is characterized by court based collaboration among child welfare, substance abuse treatment providers, coordinated service, provision of substance abuse treatment and the legal system. The courts help ensure compliance with the Adoption and Safe Families Act. (Young, Wong, Adkins, & Simpson, 2003) Adoption and Safe Families Act 1997 (P.L. 105-89) (ASFA) issued a mandate to states to shorten time frames for children in foster care. The Adoption and Safe Families Act of 1997 mandates that the court and community must decide permanency for all children in foster care within twelve months from the date of removal.

FDTC GOALS

Goals of family drug courts include: providing parent(s)/guardians(s) with an opportunity to be clean and sober; constructive support to aid them in resisting further criminal activity; and skills that will aid them in leading productive, substance-free and crime-free lives. Goals also include helping the parent to become emotionally, financially, and personally self-sufficient; and to develop adequate parenting and "coping" skills to be able to serve as an effective parent on a day-to-day basis.

FDTC PROGRAM OPERATIONS

In North Carolina, Family Drug Treatment Courts are operational in Durham (District 14) and Mecklenburg (District 26) counties. Table 7 lists the jurisdictions, presiding judge, and program implementation date of the operational FDTCs.

Table 7: N.C. Operational Family Treatment Court Programs			
Drug Treatment Court	Presiding Judge(s)	Type of Court	Court Implementation Date
Judicial District 26 (Mecklenburg County)	Avril U. Sisk District Court Judge	Family DTC	December 1, 1999
Judicial District 14 (Durham County)	Elaine M. O'Neal Chief District Court Judge	Family DTC	May 31, 2002

The two FDTC programs work to ensure all parents appearing before the court for abuse and/or neglect charges receive substance abuse, mental health and domestic violence screenings and are referred for further assessment and treatment based upon need. The courts then provide intensive monitoring, case management and support to those parents who are unable to meet treatment expectations without the court's intervention. This model is based upon the very successful program established in San Diego, CA and that is part of the first national outcome evaluation of FDTC programs.

In Mecklenburg, they have established two tiers of court intervention called F.I.R.S.T. (Families in Recovery to Stay Together), that represents the lowest level of intervention and monitoring, and then Family Drug Treatment Court, for those who require intensive monitoring and support. Durham calls their entire program the Durham Family Drug Treatment Court but provides for two tracks of supervision and support within the program.

In early 2003, the Drug Treatment Court Advisory Committee approved expansion of FDTC programs to include approval of five new planning sites. Letters were sent to every Chief District Court Judge describing the goals and basic operation of family dependency treatment courts. Any jurisdiction interested in participating in the federally sponsored training/planning process was required to receive signatures of commitment from key stakeholders and return them to the DTC State office.

Buncombe, Cumberland, Halifax, Orange and Wayne Counties indicated an interest and were approved to participate in the national Drug Court Planning Initiative sponsored by the Bureau of Justice Assistance. After completing the planning process during the summer/fall 2004, each jurisdiction may submit an implementation plan to the State DTC office for approval by the Drug Treatment Court Advisory Committee. There are currently no state funds available for implementation. Each jurisdiction currently anticipates submitting grant requests for federal funds.

Table 8: N.C. Planning Family Treatment Court Programs

Drug Treatment Court	Presiding Judge(s)	Type of Court
Judicial District 6A (Halifax County)	Paul McCoy Chief District Court Judge	Family DTC
Judicial District 8 (Wayne County)	Rose Williams District Court Judge	Family DTC
Judicial District 12 (Cumberland County)	Edward Pone District Court Judge	Family DTC
Judicial District 15B (Orange County)	Joseph Buckner Chief District Court Judge	Family DTC
Judicial District 28 (Buncombe County)	Patricia Kaufmann Young District Court Judge	Family DTC

Highlights of the Family DTC Program During CY 2003

- Five new jurisdictions applied to become FDTC planning sites in 2004. Halifax County (District 6A), Wayne County (District 8), Cumberland County (District 12), Orange County (District 15B) and Buncombe County (District 28) will all participate in the federally sponsored FDTC Drug Court Planning Initiative.

- A state-level stakeholder group composed of representatives from the Division of Mental Health, Developmental Disabilities and Substance Abuse Services, the Division of Public Health, Women's and Children's Health, the Division of Social Services, Children's Services, Guardian ad Litem, Family Court and Drug Treatment Court will attend the DCPI training and participate in monthly state-level planning meetings aimed at developing an integrated FDTC Management Information System (MIS) and a plan for additional data collection and evaluation.
- Mecklenburg Family DTC, called Mecklenburg F.I.R.S.T. (Families in Recovery Stay Together), continues to serve as a national Drug Court Planning Initiative (DCPI) Host Site.
- Mecklenburg F.I.R.S.T. is achieving better outcomes for chemically addicted respondents in abuse and neglect cases. The two tiered approach of low-level monitoring for parent respondents who need treatment but who are able to comply with a case plan and the intensive level for those who require more case management, support and supervision to comply with case plans is meeting the objective are reuniting more families and deciding permanency for children more quickly.
- Kirstin Frescoln, Youth and Family Treatment Court Specialist, continues to serve as faculty for the National Drug Court Institute in the FDTC Drug Court Planning Initiative, in the Discipline Specific Coordinator's Training and for national conferences.

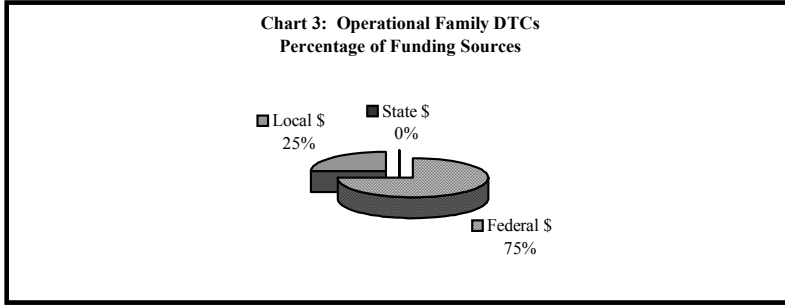
FDTC FUNDING

Family Dependency Treatment Courts are amongst the newest problem-solving courts but they have the potential to provide the greatest impact on local and state budgets and our community at large. Both the Mecklenburg and Durham FDTCs are grant-funded. Five new jurisdictions hope to implement FDTCs in 2004-2005. **There are currently no state funds appropriated to FDTCs but the potential cost savings are tremendous.** The total lifetime costs for caring for drug and alcohol exposed children (including Fetal Alcohol Syndrome and Fetal Alcohol Effect) range from \$750,000 - \$1.4 million. Direct costs of therapeutic foster care runs \$45,406 - \$47,048/year in North Carolina. This cost does not include the other impacts of foster care on children including an increased likelihood of delinquency, truancy, drug and alcohol abuse/addiction, mental health problems, unplanned pregnancies and homelessness. Young adults, ages 18 – 25 who have been “discharged” from the foster care system are currently the fastest growing homeless population in North Carolina.

The Durham and Mecklenburg FDTC programs are individually funded through money from the Governor's Crime Commission. Table 8 provides information of the FY 2003-04 budget summary for operational FDTCs.

Table 9: Operational Family Drug Treatment Courts Budget Summary for FY 2003-04				
County (Judicial District)	State \$	Federal \$	Local \$	TOTAL \$
Durham (14)	0	135,093	45,032	180,125
Mecklenburg (26)	0	359,548	119,849	479,397
TOTAL \$	\$0	\$494,641	\$164,881	\$659,522

The following pie chart presents the funding percentages from each government sector. The federal government has contributed significantly (75%) to Family Drug Treatment Courts operated in Durham and Mecklenburg counties. Additionally, 25% of its funding comes from monies made available through the local government.



FDTC EVALUATION

As the youngest of the drug court programs, family drug courts are just beginning the journey already tread by the adult and juvenile DTC programs. In 2002, the National Drug Court Institute began providing a standardized curriculum and training program funded by the Bureau of Justice Assistance to jurisdictions that are planning to implement or that have already implemented FDTC programs. Both the Durham and Mecklenburg FDTC teams have attended these training programs and the five new North Carolina planning jurisdictions will complete this program in 2004. Mecklenburg continues to serve as a host court for the FDTC Planning Initiative.

Management Information System (MIS) and evaluations are also catching up to meet the needs of these rapidly expanding treatment courts. Although the newest of the problem solving courts, national, state and local stakeholders have quickly begun conducting evaluations on the impact of the courts. The Adoption and Safe Families Act timeline requirements provide very straight-forward outcome evaluation data points within a six to 18 month date of entering the FDTC. So far, all outcome evaluations conducted on FDTCs have shown extremely promising results. These are outlined below. Despite these results, integrated management information systems are not available in any jurisdiction across the U.S.

Statewide Family DTC Process and Outcome Evaluation

The Mecklenburg and Durham FDTC currently maintain data on the electronic North Carolina Adult DTC MIS and will migrate that data to the new web-based adult system when it becomes available in spring 2004. Mecklenburg is also working very closely with the Mecklenburg County Department of Social Services and the Mecklenburg Area Mental Health Authority substance abuse treatment programs to aggressively collect and analyze data from their combined F.I.R.S.T. and FDTC programs. While they wait to accumulate sufficient post-F.I.R.S.T. implementation data, they have committed to conducting a process evaluation that will include structured interviews and focus group meetings with key professional agency personnel, F.I.R.S.T. participants and participant's families.

The Durham FDTC is working with the Duke Center for Child and Family Policy on developing a process and outcome evaluation strategy and will together seek funds to implement the evaluation.

Both the Durham and Mecklenburg FDTC programs utilize the existing North Carolina Adult DTC management information system. This has been adequate as the MIS is designed to manage the assessment, treatment and case management of adult DTC participants. However, it is not an ideal system since it also assumes all participants will have criminal charges (FDTC participants are moving through the civil court process), and it does not systematically collect data regarding the child's or Department of Social Service's case.

A state-level stakeholder team assembled in spring 2003, to assess the readiness of each jurisdiction expressing an interest in beginning a FDTC, has continued to meet. Five of these individuals agreed to participate as the MIS/Evaluation team member with one of the local teams involved in the DCPI planning process. Cathy Kluttz, Division of Public Health Women's and Children's Services is working with the Buncombe County team. Helen Wolstenholme, Division of Mental Health, Developmental Disabilities and Substance Abuse Services is working with the Cumberland County team. Jane Volland, Guardian ad Litem Administrator, is working with the Halifax County team. Deborah Reilly, DTC Manager, is working with the Orange County team. Jan Hood, Family Court, is working with the Wayne County team. DSS Children's Services was unable to travel with a team due to staffing changes.

Their role on the local team is to learn about FDTC, participate as a team member providing information to the team about their particular discipline and to listen to presentations and participate in meetings with the Youth and Family Treatment Court Specialist focusing on development of an FDTC MIS and outcome evaluation plan.

2003 Summary Statistics for Family DTCs

In 2003, the FDTCs served 46 participants having a retention rate of 74%. (The retention rate is derived from the number of active participants and graduates during the year divided by the total number of participants served during the year.) A total of 30 referrals were admitted to the FDTC in 2003. Six parents graduated from the program for a 33% graduation rate. Twelve participants were terminated from the program.

Table 10: Family DTCs Summary Data*		
Calendar Year	2002	2003
New Admissions	23	30
Active Participants at end of CY	16	28
Graduations	8	6
Terminations	10	12
Total Served [= Active Participants + Graduations + Terminations]	34	46
Retention Rate [= (Active Participants + Graduations) ÷ Total Served]	71%	74%
Graduation Rate [= Graduations ÷ (Graduations + Terminations)]	44%	33%
*Data is included for Durham and Mecklenburg FDTCS.		

Family Drug Treatment Courts are relatively new programs nationally. The first retrospective outcome evaluation was conducted in 2002 with the results published in early 2003. The Center for Children and Family Futures conducted the study sponsored by several federal agencies including: the Department of Health and Human Services, Substance Abuse and Mental Health Services Administration (SAMHSA), Center for Substance Abuse Treatment, Administration for Children, Youth and Families, Children's Bureau, Office on Child Abuse and Neglect, Office of the Assistant Secretary for Planning and Evaluation, the Department of Justice, National Institute of Justice and the Drug Court Program Office. The study incorporated program descriptions and documentation of the primary outcomes from five FDTCs. The sites were selected based on criteria that included at least 3 years of operation, adequate identification of comparison cases, and access to outcome data.

Each of the sites has several similar key features including:

- Increased case management;
- Specialized cross-system training efforts;
- Immediate access to an assessment of the parents' substance abuse disorder;
- Increased access to more intensive levels of substance abuse treatment;
- A team approach to case planning to better inform judicial decision-making; and
- More frequent judicial oversight.

The study sample was primarily women with low educational attainment. The mothers faced multiple issues and barriers to their parenting success (i.e., mental health issues, criminal history, lack of suitable housing etc.). Children of FDTC participants were predominately pre-school aged and approximately one quarter were identified as prenatally exposed to drugs.

Family Drug Treatment Court Outcomes

Primary Outcomes were collected in three areas:

1. Timeliness of substance abuse treatment entry and completion rates
2. Child welfare outcomes related to child safety and permanency; and
3. Court outcomes related to the timeliness of case resolution

The result of the Family Drug Treatment Court retrospective outcome evaluation study were as follows:

- **More FDTC parents enrolled in treatment entry, got to treatment quicker, participated in more treatment sessions, got more levels of treatment, and completed more treatment episodes than the comparison.** Significantly more FDTC parents entered substance abuse treatment than comparison group parents in all five sites, FDTC parents entered treatment in significantly fewer days—79 days compared to 160 days. FDTC parents tended to stay in treatment longer than comparison parents, with three of the sites reaching a statistical difference on this measure. FDTC parents also satisfactory completed about 60% of over 900 episodes (treatment sessions) compared to 50% of 460 episodes completed among the Comparison group.

- **Fewer parents had new child abuse or neglect reports and new criminal arrests after they participated in the FDTC than parents in the comparison group.** Only 24% of FDTC parents had new substantiated child abuse report, compared to 46% of parents in the comparison group. In addition, significantly fewer FDTC parents were arrested subsequent to their family drug court experience than comparison group parents. While 19% of FDTC parents had a subsequent arrest, 28% of comparison parents were arrested.
- **Over half of FDTC children were reunified with their parents and they reunified in less than in year.** Overall more FDTC children were reunified with a parent (55%) compared to 49% of comparison children. On average, FDTC families were reunified in just less than one year (at 341 days) while the comparison families were reunified at 380 days.
- **Children of FDTC participants who did not reunify with a parent received court orders for another of permanency in approximately 18 months, compared to nearly two years for the comparison group children.** There was no statistically significant difference between groups in the time to a permanent plan, but FDTC children receive a court ordered permanent plan in an average of 18 months, while the comparison group's permanency was order at 23 1/2 months. On average, CPS cases were closed four months sooner than the comparison at 20 months, compared to 24 months.

To summarize the statistically significant results, FDTC parents are:

- Getting more treatment;
- Getting to treatment faster;
- Being arrested less; and
- Being reported for subsequent child abuse less.

Family Drug Treatment Courts assist families in their quest for sobriety, lawfulness and family reunification. It ensures that parents who fall victim to drugs/alcohol abuse and/or child abuse and neglect, receive the intensive treatment they need to become healthy, law-abiding citizens and productive family and community members. FDTC is highly successful and allows for faster treatment, successful completion of more treatment episodes and faster transition into permanent plans and closure. It is a remarkable opportunity to enhance the quality of life within our communities and show appreciation for the value and worthiness of American families.

INDIVIDUAL FDTC PROGRAM HIGHLIGHTS

The program data and highlights presented in tabular form below were submitted by the local DTC program directors. In some cases, the DTC State Office Staff provided edits to enhance the flow of the intended communication, but not to alter its meaning.

FAMILY DRUG TREATMENT COURTS

Durham County Family DTC • Judicial District 14				
General Description				
Type of Program	Civil Court			
Court Level	Juvenile District Court			
Program Director	Peter Baker Phone: 919-564-7205			
Presiding FDTC Judge	Elaine M. O'Neal			
Other members of the Core Team include:	Case Manager: <i>Alexia Stith</i> Respondent's Attorney: <i>Austine Long</i> DSS Social Work Liaison: <i>Michael Ward</i> GAL Liaison: <i>Melissa Love</i> IOP Treatment Providers: <i>Duke Family Care Program, Reneé Baker</i>			
Program Implementation Date	May 31, 2002			
Budget Summary				
Fiscal Administrator	Administrative Office of the Courts			
	State \$	Federal \$	Local \$	TOTAL \$
Budget for Fiscal Year 2003-04	0	180,125	0	180,125
Budget Description				
Funding at the present is from a Governor's Crime Commission grant with a local 25% match, and strides are now being made to apply for Federal funds to sustain past the June 2004 grant end date. We were refused the 2003 BJA grant but have reapplied for 2004.				
Data Summary				
Calendar Year	2002	2003		
New Admissions	9	10		
Active Participants at End of CY	6	12		
Graduations	N/A	1		
Terminations	3	3		
Total Served [= Active Participants + Graduations + Terminations]	9	16		
Retention Rates [= (Active Participants + Graduations) ÷ Total Served]	N/A	81%		
Graduation Rates [= Graduations ÷ (Graduations + Terminations)]	N/A	25%		
Children Reunified with Parent		5		
Participant Fees Collected	\$20.00	\$250		
Data Description				
The Durham Family DTC implemented in 2002 and served a total of 25 participants. At the end of the 2003, 12 participants were active. Gender specific treatment has proven to be the greatest asset to client recovery, and the supports of Parenting groups have sustained their commitment to reunification.				

FAMILY DRUG TREATMENT COURTS**Durham County Family DTC • Judicial District 14 • *Continued*****Program Highlights**

Court operations continue to prove the need for housing services and inpatient treatment options. Many of the mostly female participants struggled with getting the needed foundation to make treatment effective, not having stable housing or needing detoxification services not offered in the community. Systemic roadblocks in dependency court have hampered the anticipated referral stream, and a call back for our local planning team was necessary to provide the needed support for this court. The planning committee and family treatment court staff continues to officially and unofficially address procedural issues and concerns that have arisen since the program's implementation. Increased referrals and admissions opportunities will depend on the ability of this planning team to assist in loosening the barriers to admissions. The Durham FTC staff plans are to attend the National conference in Milwaukee in June for the purpose of gathering continued skills building techniques in serving this population. Nurturing parenting classes were contracted and self-esteem groups provided for participants. There existed some difficulties to work out for children in foster care to attend these sessions with the biological parents. Transportation was also a stumbling block, but both these issues have been addressed. Parents and children relationships have greatly improved, with nothing but positive feedback from facilitators and participants. Other treatment options, including Duke's Family Care Program, Family Counseling, and Durham Mental Health have all helped to attain the goal of holistic care. There is continual communication between the Durham FTC and community agencies, as time goes on. Family treatment court spearheaded Durham's decision to produce a newsletter for our Drug Court Program, as it was released in February 2003 and scheduled for quarterly publication. The Case Manager served as the newsletter's chief editor, collaborating with the Program Director and other staff in the actual decisions of content and layout. It is our hope that this court will address the increasing presence of substance abuse within the dependency court arena. We are optimistic about the growth in numbers and the effectiveness of the program. Stability in funding will insure this court's effectiveness.

FAMILY DRUG TREATMENT COURTS

Mecklenburg County Family DTC • Judicial District 26				
General Description				
Type of Program	Civil Court			
Court Level	Juvenile District Court			
Program Director	Janeanne Tourtellott Phone: 704-358-6212			
Presiding FDTC Judge	Avril U. Sisk			
Other members of the Core Team include:	Family Treatment Court Coordinator: <i>Amy Weaver</i> Treatment Case Manager: <i>Erica Oxendine-Hall</i> Qualified Substance Abuse Professional: <i>Sue Betts</i> DSS Attorney: <i>Edward Yeager</i> Respondent's Attorney: <i>Chuck Porter</i> DSS Social Work Liaison: <i>Brenda Oakley</i> Guardian ad Litem: <i>Ondine Dinice</i> Residential Services: <i>Hope Haven, Inc. and Parkwood East</i> IOP Treatment Providers: <i>CASCADE and SE Addiction Inst. & Learning Center(SAIL)</i>			
Program Implementation Date	November 17, 1999			
Budget Summary				
Fiscal Administrator	Administrative Office of the Courts			
	State \$	Federal \$	Local \$	TOTAL \$
Budget for Fiscal year 2003-04	0	\$359,548	\$119,849	\$479,397
Budget Summary				
The Mecklenburg FDTC program receives funding from two Governor's Crime Commission (GCC) grants: Family Drug Court Program and Residential Services Expansion Grants. The Federal funding for these grants is broken down as follows: \$188,142 for Family Drug Court grant and \$171,405 for the Residential Services Grant. The local funding stream that is provided by Mecklenburg County Area Mental Health comes from a 25% cash match for the GCC grants totaling \$62,714 for the Family Drug Court grant and \$57,135 for the Residential Services Expansion grant. The combined total is listed above.				
Data Summary – FIRST Level I				
Calendar Year	2003			
Parents referred for Screening	164			
Parents requiring Substance Abuse Assessment	113			
Active Participants in Substance Abuse Treatment	97			
Participants referred to FIRST Level II	20			
Terminations	36			
Total Served [= Active Participants + Graduations + Terminations]	133			
Retention Rates [= (Active Participants + Graduations) ÷ Total Served]	73%			
Clean Babies born	2			

FAMILY DRUG TREATMENT COURTS

Mecklenburg County Family DTC • Judicial District 26 • *Continued*

Data Summary – FIRST Level II

Calendar Year	2001	2002	2003
New Admissions	14	14	20
Active Participants at end of CY	11	10	16
Graduations	6	8	5
Terminations	9	7	9
Total Served [= Active Participants + Graduations + Terminations]	26	25	30
Retention Rates [= (Active Participants + Graduations) ÷ Total Served]	65%	72%	70%
Graduation Rates [= Graduations ÷ (Graduations + Terminations)]	40%	53%	35%
Rate of Cases Moved to Permanence	100%	N/A	N/A
Children Reunified with Parent	10	15	20
Participant Fees Collected	\$4,792	\$2,941	\$2,486

Data Description

In 2003, the Mecklenburg Family DTC expanded to incorporate the Family Drug Treatment Court and the FIRST (Families In Recovery to Stay Together) Programs into one unified program that provides two levels of services. In 2003, the FIRST Program served 163 participants: 133 in Level I and 30 in Level II, with an overall retention rate of 72%. One Hundred Thirteen participants were active at the end of 2003. A total of \$2,486 in participant fees was collected. Since its inception, the FIRST Program has had a total of five babies born clean and sober to our participating mothers. We continue to seek improvement in the merging of database information between the FIRST Program, Area Mental Health and the Department of Social Services in order to more accurately reflect the significant outcomes that result from this collaboration.

Program Highlights

The F.I.R.S.T. Program is a collaborative effort of the Court, Mecklenburg County Department of Social Services Youth and Family Services Division, and the Mecklenburg County Area Mental Health Authority. The F.I.R.S.T. Program coordinates and monitors the delivery of substance abuse treatment services to all parents involved in the dependency process. The purpose of the F.I.R.S.T. Program is to provide parents with the best opportunity possible to achieve and maintain recovery in a timely manner to be reunified with their children. The Program also provides the Court with more information about the parent's chance for recovery and reunification earlier in the dependency process, enabling the Court to make timely and informed decisions about permanency for children. In an endeavor to support parents in their effort to be successful in achieving recovery and reunification, the F.I.R.S.T. Program offers two levels of participation.

Level I participants attend substance abuse counseling, parenting education sessions, recovery support programs, and submit to regular and random alcohol and drug tests. FIRST Program staff closely monitor each participant's treatment attendance and drug test results. The Court will sanction participants who do not comply with treatment requirements or test positive for substance use. Participants who need additional support and services to assist them can volunteer, or be ordered (due to non-compliance in Level I) to enter Level II of the Program.

Level II incorporates intensive case management, bi-weekly court sessions and residential placement (if necessary). Level II consists of three phases, with a minimum of one (1) year and a maximum of two (2) years participation. Phase I is primarily concerned with orientation into the program and beginning treatment, case management and the court process. Phase II is focused on teaching clients how to maintain recovery and sobriety, and helping them work on other issues that support their recovery, such

FAMILY DRUG TREATMENT COURTS

Mecklenburg County Family DTC • Judicial District 26 • *Continued*

as housing, education (if needed), acquiring and maintaining employment and visitation with their children. Phase III teaches clients coping and relapse prevention techniques and skills to help them deal with things in their life on a day-to-day basis. Thus far, the FIRST Program has: 1) integrated case planning coordinated by Youth and Family Services, treatment providers, and the case manager; 2) implemented a residential program for ten women and their children in an apartment setting; and 3) implemented a database to track clients. The FIRST Program received the 2003 Pioneer Award from the Chemical Dependency Center and was recognized as a Program of Excellence by the NC Council of Community MH/DD/SA Programs. In addition, the National Drug Court Institute (NDCI) recognized the FIRST Program as a Model Court. The FIRST Program hosted six teams from around the country as they go through the planning and implementation phases for new FDTC programs in their jurisdictions. In 2004, the FIRST Program will host twelve teams, six in April and six in September. NDCI has also asked three of the FIRST team members to assist them in training other teams at their FDTC Operations Training sessions in 2004.

The FIRST team hosted five Strength-Based, multi-agency trainings with approximately 30 individuals attending each training. The FIRST Program's core team completed the NDCI Sanctions & Incentives training.

DTC ADMINISTRATION

STATE OFFICE

Administrative staff for the State DTC is located in the Court Services Division of the AOC. As of March 1, 2003, staff includes Deborah Reilly, RN, MPA, DTC Manager; Tamara Flinchum, MPA, DTC Research Coordinator; Kirstin Frescoln, Juvenile and Family DTC Specialist; Matthew Soloway, DTC Data Specialist; and Amy E Hargraves-Smith, DTC Education and Grants Specialist. During 2002, the DTC Administrator position was eliminated by the General Assembly. The majority of the administrative responsibilities were shifted to the DTC Manager and a new Federal grant funded the Data Specialist and the Education and Grants specialist.

The DTC Manager is responsible for the day-to-day operations of the State DTC. This is the only state-funded administrative position. The Juvenile and Family DTC Specialist coordinates the NC Juvenile and Family DTC initiative (funded by the Bureau of Justice Assistance) and offers technical assistance to local Family DTCs and Youth Treatment Courts. The Juvenile and Family Specialist also represents the AOC on a variety of inter-agency groups such as the State Collaborative for Children and Families. The DTC Research Coordinator (funded by the Governor's Crime Commission) oversees the development and implementation of the legislatively mandated statewide DTC evaluation and the ongoing data collection process. Her duties have also included oversight and coordination of the DTC automated Management Information System. The DTC Data Specialist (funded by the Governor's Crime Commission) is responsible for the installation of all software, maintaining the software, the security of the system, and training all end users. The DTC Education and Grants Specialist (funded by the Governor's Crime Commission) manages all local and statewide trainings for DTC team members and administers all federal grants, coordinating payments and internal fund allotments.

LOCAL DTCs

As specified in the DTC Guidelines, the decision as to what agency or organization will administer a local DTC is left to the local DTC Management Committee. Supervision of the day-to-day court operation falls to the local Trial Court Administrator in these jurisdictions. Table 10 provides a list of all DTC Administrative Entities.

District ^a	Administrative Office of the Courts	County	Non-profit / Area Mental Health Agency
Buncombe (28)		X	
Catawba (25)			X
Durham (14)	X		
Forsyth (21)^b	X		
Guilford (18)	X		
Mecklenburg (26)	X		
New Hanover (5)		X	

ANNUAL REPORT ON THE STATUS OF NORTH CAROLINA'S DRUG TREATMENT COURTS

District ^a	Administrative Office of the Courts	County	Non-profit / Area Mental Health Agency
Orange (15B)	X		
Person/Caswell (9A)		X	
Randolph (19B)		X	
Rowan (19C)	X		
Wake (10)			X
TOTAL	6	4	2

^a Carteret DTC and Craven DTC were not included in the table since these courts receive no outside funding.
^b The AOC took over the administration of the Forsyth YTC in 2003.

CONCLUSION

The drug treatment court concept in North Carolina continues to receive solid community and interagency support. Despite budgetary cuts, local officials feel strongly enough about the drug treatment court concept to implement courts on a shoestring or no budget just to address the needs of the community. The growth of DTCs in North Carolina has been restrained for the last two years because of the state budget shortfall. All of the operational courts could easily double, and some triple, in size if more resources were available. Many of the courts that started on grant money two or three years ago are about to lose that funding. DTCs in District 10, 14, 19B, 26, and 28 are all at risk of suspending operations because Federal funding supporting these courts will end June 30, 2004. **While several states are poised to take their DTCs statewide, North Carolina is at risk of suspending the operation of several of their very successful courts.**

The fiscal situation is particularly hard to reconcile when the State of North Carolina continues to receive national accolades for the design and implementation of its statewide DTC initiative. For example, Mecklenburg DWI Treatment Court received the National Commission Against Drunk Driving Adjudication Award on December 5, 2002. The National Highway Traffic Safety Association (NHTSA) cites the DWI courts in Charlotte as a national model to reduce drunk driving. Increasing DWI courts is one of NHTSA's three top priorities in 2004. NHTSA has asked the NC Governor's Highway Safety Program to support this endeavor. In 2003, the National Association of Drug Court Professionals selected the Mecklenburg Family DTC 2003 as a national host court. Staff and DTC team members from the state office and local jurisdiction regularly serve as faculty for the National Drug Court Planning Initiative and as presenters at national conferences. In July 2003 American University recognized the adult DTC outcome evaluation for excellence in design and for the data that could be from the MIS.

The family DTCs (2) and the juvenile DTCs (5) are now ready for recurring state support. The grant funds on which they were able to implement are about to expire. These courts, like the adult courts, have proven themselves to be effective and cost efficient. In June, Districts 10 and 26 will lose federal support for their juvenile courts and Districts 14 and 26 will lose federal funding for their family DTCs.

As of December 2003, there were almost 1,500 DTCs in operation or engaged in the federal planning process (National Drug Court Institute). American University's Drug Court Clearinghouse reports that over 400,000 drug-using offenders have participated in drug court programs since their inception in 1989. Current research, recently announced by the Director of the National Drug Court Institute and published on their website at NDCI.org, continues to provide scientific evidence that **DTCs are cost effective, reduce recidivism, and increase retention in treatment.**

REFERENCES

- Belenko, S. 2001. Research on drug courts: A critical review 2001 update. *National Drug Court Institute Review*, IV (1), 1-59.
- Craddock, A. 2002. *North Carolina Drug Treatment Court Evaluation Final Report*. Submitted to the N. C. Administrative Office of the Courts May 31, 2002.
- Drug courts: Better DOJ Data Collection and Evaluation Efforts Needed to Measure Impact of Drug Court Programs*. 2002. Washington, DC: United States General Accounting Office.
- Drug Courts Facts*. 2002. Office of Justice Programs Drug Court Clearinghouse and Technical Assistance Project. [URL: <http://www.ndci.org/courtfacts.htm>]
- Drug courts: Overview of growth, characteristics, and results*. 1997. Washington, DC: United States General Accounting Office.
- Drug treatment in the criminal justice system. *Drug Policy Information Clearinghouse Fact Sheet*, Office of National Drug Control Policy, Executive Office of the President. March 2001. (pp. 1-6).
- Fluellen, R., & Trone, J. (2000, May). *Issues in brief: Do drug courts save jail and prison beds?* New York, NY: Vera Institute of Justice.
- Fomby, T.B., & Rangaprasad, V. (2002, August 31). *DIVERT Court of Dallas County: Cost benefit analysis*. [Report to the Dallas County DIVERT Court.]
- Gerstein, D. R., Johnson, R. A., Harwood, H. J., Fountain, D., Suter, N. & Malloy, K. 1994. *Evaluating Recovery Services: The California Drug and Alcohol Treatment Assessment (CALDATA)*. Sacramento, CA: California Department of Alcohol and Drug Programs.
- Institute for Applied Research. (2004). *A Cost-Benefit Analysis of the St. Louis City Adult Felony Drug Court*. St. Louis, MO: Authors.
- Judicial Council of California, & the California Department of Alcohol and Drug Programs. (2002, March). *Drug court partnership: Final report*. San Francisco, CA: Authors.
- Juvenile and Family Drug Courts: An Overview*. 1999. OJP Drug Court Clearinghouse & Technical Assistance Project: American University.
- Miller, M. L., Scocas, E., and O'Connell, J., 1998. *Evaluation of the Juvenile Drug Diversion Program*. Dover: Statistical Analysis Center.
- NPC Research, Inc., & Administrative Office of the Courts, Judicial Council of California. (2002, October). *California drug courts: A methodology for determining costs and avoided costs: Phase I: Building the Methodology: Final Report*.

REFERENCES

- O'Connell, J. P., Nesterode, E., and Miller, M. 2000. Evaluation of the Juvenile Drug Court Diversion Program. *National Drug Court Institute Review*, 3.1, 125-127.
- Peters, R. H. and Murrin, M. R. 2000. Effectiveness of treatment-based drug courts in reducing criminal recidivism. *Criminal Justice and Behavior*, 27 (1), 72-96.
- Rempel, M., Fox-Kralstein, D., Cissner, A., Cohen, R., Labriola, M., Farole, D., Bader, A., & Magnani, M. (2003). *The New York State adult drug court evaluation: Policies, participants and impacts*. New York, NY: Center for Court Innovation.
- Report on the Status of North Carolina's Pilot Drug Treatment Court Program*. 1998. Administrative Office of the Courts. Submitted to the North Carolina General Assembly on May 1, 1998.
- Roman, J., Townsend, W., & Bhati, A. 2003. *National estimates of drug court recidivism rates*. Washington, DC: National Institute of Justice, U.S. Department of Justice.
- Shaw, M. and Robinson, K.. 1998. "Summary and Analysis of the First Juvenile Drug Court Evaluations: The Santa Clara County Drug Treatment Court and the Delaware Juvenile Drug Court Diversion Program." *National Drug Court Institute Review*, 1.1, 73-85.
- Thompson, Kevin M. (2002, December). *A Cost-Benefit Estimate of North Dakota's Juvenile Drug Court: Recidivism Cost Savings*. Department of Sociology, North Dakota State University
- Washington State Institute for Public Policy. (2003, March). *Washington State's drug courts for adult defendants: Outcome evaluation and cost-benefit analysis*. Olympia, WA: Author.
- Wheeler, M., & Siegerist, J. (2003, November). *Family dependency treatment court planning initiative training curricula*. Alexandria, VA: National Drug Court Institute.
- Young, N. K., Wong, M., Adkins, T., and Simpson, S. 2003. *Family Drug Treatment Courts: Process Documentation and Retrospective Outcome Evaluation*. Center for Children and Family Futures, Inc. Results presented at the Juvenile and Family Drug Treatment Court Training Conference January 2003.

APPENDIX A: Drug Treatment Court Legislation

SUBCHAPTER XIV. DRUG TREATMENT COURTS.

ARTICLE 62. North Carolina Drug Treatment Court Act.

(As amended through 2002 Session)

§ 7A-790. Short title.

This Article shall be known and may be cited as the "North Carolina Drug Treatment Court Act of 1995".

§ 7A-791. Purpose.

The General Assembly recognizes that a critical need exists in this State for judicial programs that will reduce the incidence of alcohol and other drug abuse or dependence and crimes, delinquent acts, and child abuse and neglect committed as a result of alcohol and other drug abuse or dependence, and child abuse and neglect where alcohol and other drug abuse or dependence are significant factors in the child abuse and neglect. It is the intent of the General Assembly by this Article to create a program to facilitate the creation of local drug treatment court programs.

§ 7A-792. Goals.

The goals of the drug treatment court programs funded under this Article include the following:

- (1) To reduce alcoholism and other drug dependencies among adult and juvenile offenders and defendants and among respondents in juvenile petitions for abuse, neglect, or both;
- (2) To reduce criminal and delinquent recidivism and the incidence of child abuse and neglect;
- (3) To reduce the alcohol-related and other drug-related court workload;
- (4) To increase the personal, familial, and societal accountability of adult and juvenile offenders and defendants and respondents in juvenile petitions for abuse, neglect, or both; and
- (5) To promote effective interaction and use of resources among criminal and juvenile justice personnel, child protective services personnel, and community agencies.

§ 7A-793. Establishment of Program.

The North Carolina Drug Treatment Court Program is established in the Administrative Office of the Courts to facilitate the creation and funding of local drug treatment court programs. The Director of the Administrative Office of the Courts shall provide any necessary staff for planning, organizing, and administering the program. Local drug treatment court programs funded pursuant to this Article shall be operated consistently with the guidelines adopted pursuant to G.S. 7A-795. Local drug treatment court programs established and funded pursuant to this Article may consist of adult drug treatment court programs, juvenile drug treatment court programs, family drug treatment court programs, or any combination of these programs.

§ 7A-794. Fund administration.

The Drug Treatment Court Program Fund is created in the Administrative Office of the Courts and is administered by the Director of the Administrative Office of the Courts in consultation

with the State Drug Treatment Court Advisory Committee. The Director of the Administrative Office of the Courts shall award grants from this Fund and implement local drug treatment court programs. Grants shall be awarded based upon the general guidelines set forth by the Director of the Administrative Office of the Courts and the State Drug Treatment Court Advisory Committee.

§ 7A-795. State Drug Treatment Court Advisory Committee.

The State Drug Treatment Court Advisory Committee is established to develop and recommend to the Director of the Administrative Office of the Courts guidelines for the drug treatment court program and to monitor local programs wherever they are implemented. The Committee shall be chaired by the Director or the Director's designee and shall consist of not less than seven members appointed by the Director and broadly representative of the courts, law enforcement, corrections, juvenile justice, child protective services, and substance abuse treatment communities. In developing guidelines, the Advisory Committee shall consider the Substance Abuse and the Courts Action Plan and other recommendations of the Substance Abuse and the Courts State Task Force.

§ 7A-796. Local drug treatment court management committee.

Each judicial district choosing to establish a drug treatment court shall form a local drug treatment court management committee, which shall be comprised to assure representation appropriate to the type or types of drug treatment court operations to be conducted in the district and shall consist of persons appointed by the senior resident superior court judge with the concurrence of the chief district court judge and the district attorney for that district, chosen from the following list:

- (1) A judge of the superior court;
- (2) A judge of the district court;
- (3) A district attorney or assistant district attorney;
- (4) A public defender or assistant public defender in judicial districts served by a public defender;
- (5) An attorney representing a county department of social services within the district;
- (6) A representative of the guardian ad litem;
- (7) A member of the private criminal defense bar;
- (8) A member of the private bar who represents respondents in department of social services juvenile matters;
- (9) A clerk of superior court;
- (10) The trial court administrator in judicial districts served by a trial court administrator;
- (11) The director or member of the child welfare services division of a county department of social services within the district;
- (12) The chief juvenile court counselor for the district;
- (13) A probation officer;
- (14) A local law enforcement officer;
- (15) A representative of the local school administrative unit;
- (16) A representative of the local community college;
- (17) A representative of the treatment providers;
- (18) A representative of the are mental health program;
- (19) The local program director provided for in G.S. 7A-798; and
- (20) Any other persons selected by the local management committee.

The local drug treatment court management committee shall develop local guidelines and procedures, not inconsistent with the State guidelines, that are necessary for the operation and evaluation of the local drug treatment court.

§ 7A-797. Eligible population; drug treatment court procedures.

The Director of the Administrative Office of the Courts, in conjunction with the State Drug Treatment Court Advisory Committee, shall develop criteria for eligibility and other procedural and substantive guidelines for drug treatment court operation.

§ 7A-798. Drug treatment court grant application; local program director.

(a) Applications for funding to develop or implement local drug treatment court programs shall be submitted to the Director of the Administrative Office of the Courts, in such form and with such information as the Director may require consistent with the provisions of this Article. The Director shall award and administer grants in accordance with any laws made for that purpose, including appropriations acts and provisions in appropriations acts, and may adopt rules for the implementation, operation, and monitoring of grant-funded programs.

(b) Grant applications shall specify a local program administrator who shall be responsible for the local program. Grant funds may be used to fund a full-time or part-time local program director position and other necessary staff. The staff may be employees of the grant recipient, employees of the court, or grant-established positions under the senior resident superior court judge or chief district court judge.

§ 7A-799. Treatment not guaranteed.

Nothing contained in this Article shall confer a right or an expectation of a right to treatment for a defendant or offender within the criminal or juvenile justice system or a respondent in a juvenile petition for abuse, neglect, or both.

§ 7A-800. Payment of costs of treatment program.

Each defendant, offender, or respondent in a juvenile petition for abuse, neglect, or both, who receives treatment under a local drug treatment court program shall contribute to the cost of the alcohol and other drug abuse or dependency treatment received in the drug treatment court program, based upon guidelines developed by the local drug treatment court management committee.

§ 7A-801. Plan for evaluation.

The Administrative Office of the Courts shall develop a statewide model and conduct ongoing evaluations of all local drug treatment court programs. A report of these evaluations shall be submitted to the General Assembly by March 1 of each year. Each local drug treatment court program shall submit evaluation reports to the Administrative Office of the Courts as requested.

**S.L. 2002-126 (Current Operations Appropriations Act)
DRUG TREATMENT COURT PROGRAM**

SECTION 14.8.(a) The Drug Treatment Court Program shall maintain the existing State-funded programs in Districts 5, 9, 9A, 10, 14, 21, and 26 during the 2002-2003 fiscal year.

SECTION 14.8.(b) It is the intent of the General Assembly that State Drug Treatment Court funds not be used to fund case manager positions when those services can be reasonably provided by the Treatment Alternatives to Street Crime (TASC) program in the Department of Health and Human Services or by other existing resources. The Drug Treatment Court Program shall identify areas of potential cost savings in the local programs that would result from reducing the number of case manager positions. The Program shall also identify areas in which federal funding might absorb administrative costs.

The Drug Treatment Court Program shall report by February 1, 2003, to the Chairs of the Senate and House of Representatives Appropriations Committees and the Chairs of the Senate and House of Representatives Appropriations Subcommittees on Justice and Public Safety on the savings identified.

SECTION 14.8.(c) Prior to the establishment of any new local drug treatment court programs, the local drug treatment court management committee shall consult with the TASC program as to the availability of case management services in that community.