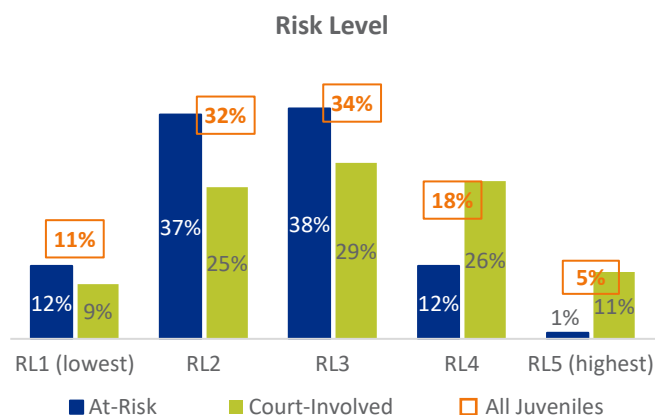


FISCAL YEAR 2022 SAMPLE JCPC PARTICIPANTS

- ⇒ The study examined 11,337 juveniles who exited from a JCPC program in FY 2022.
- ⇒ Recidivism included delinquent complaints and adult arrests during JCPC program participation, as well as a two-year follow-up period after program exit.
- ⇒ 59% of juveniles in the sample were at-risk (i.e., not involved with the juvenile justice system) at JCPC program entry and 41% were court-involved.

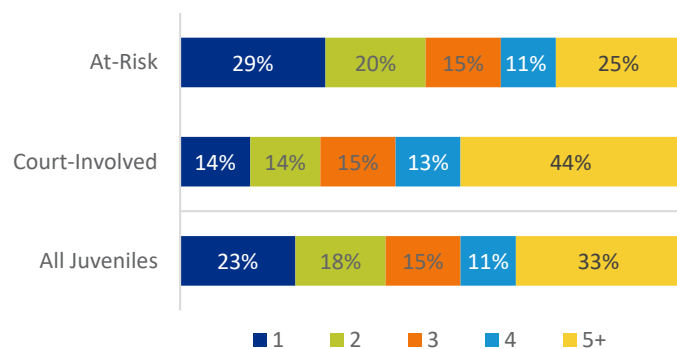
Participant Profile

- The sample was 63% male, 44% White, 44% Black, and 12% Hispanic. The average age at program exit was 14.
- A higher percentage of court-involved juveniles had a prior delinquent complaint than at-risk juveniles.
- At-risk juveniles had higher percentages in RL1 through RL3. Conversely, court-involved juveniles had higher percentages in RL4 and RL5.



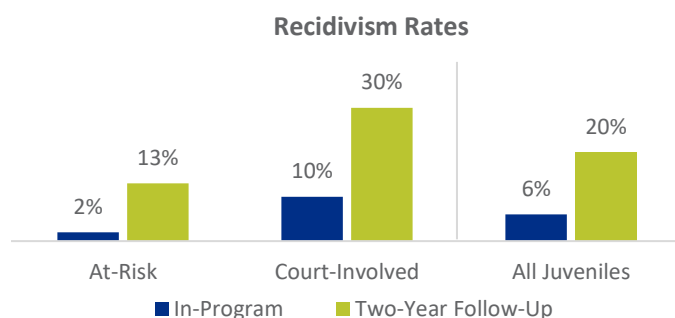
- Court-involved juveniles averaged more problem behaviors than at-risk juveniles (5 compared to 3).
- 44% of court-involved juveniles had 5 or more problem behaviors compared to 25% of at-risk juveniles.

Number of Problem Behaviors



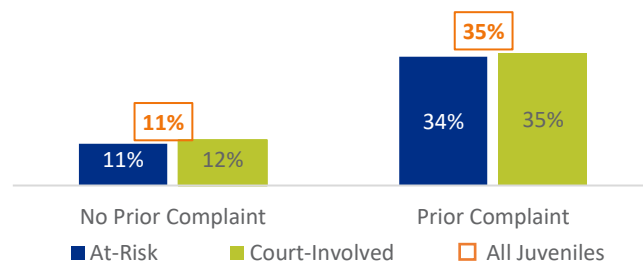
Recidivism

- Overall, 6% had recidivism during their JCPC program and 20% had recidivism during the two-year follow-up.
- Court-involved juveniles had higher recidivism rates than at-risk juveniles.



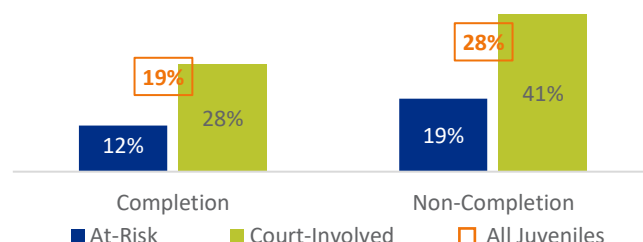
- Although court-involved juveniles had higher recidivism rates than at-risk juveniles, differences in recidivism rates between these groups were minimized when considering whether they had a prior complaint.

Recidivism Rates by Prior Complaints: Two-Year Follow-Up



- At-risk and court-involved juveniles completed their programs at the same rate (84%).
- Juveniles who completed their JCPC program had lower recidivism rates than juveniles who did not.

Recidivism Rates by Program Completion: Two-Year Follow-Up

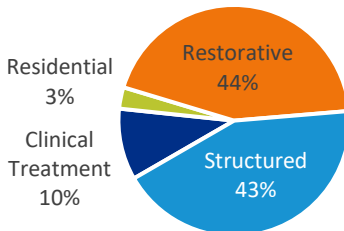


QUICK FACTS: JCPC EFFECTIVENESS STUDY

JCPC PROGRAM CATEGORIES AND PROGRAM TYPES

- ⇒ JCPC programs were grouped into four categories: clinical treatment, residential services, restorative programs, and structured programs.
- ⇒ Most juveniles exited from restorative (44%) and structured (43%) programs.

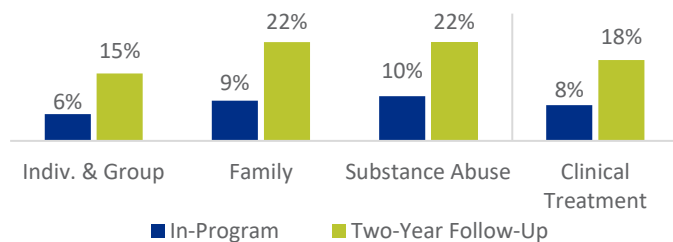
JCPC Program Exits by Program Category



Clinical Treatment (N=1,083)

- 53% of clinical treatment participants received individual and group counseling, 30% received family counseling, and 17% received substance abuse counseling.
- Juveniles in individual and group counseling had the lowest recidivism rates; they were also lower risk and had fewer problem behaviors.

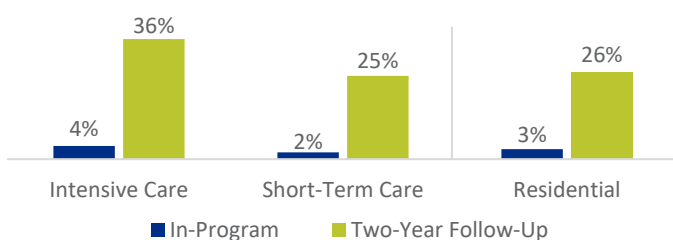
Recidivism Rates



Residential Services (N=355)

- 86% of residential services participants received short-term care and 14% received intensive care services.
- 65% of juveniles in residential services had 5 or more problem behaviors. 58% who received intensive care were in RL4 or RL5. Juveniles in intensive care had higher recidivism rates than juveniles in short-term care.

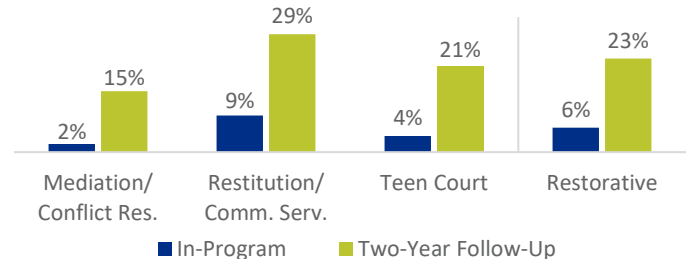
Recidivism Rates



Restorative Programs (N=5,025)

- 45% of juveniles in restorative programs participated in restitution/community service programs, 38% in teen court, and 17% in mediation/conflict resolution programs.
- Restorative program participants had high program completion rates, ranging from 86% for teen court to 93% for mediation/conflict resolution.
- 86% of juveniles in restitution/community service programs were court-involved; two-thirds or more in the other program types were at-risk. Juveniles in restitution/community service had the highest recidivism rates.

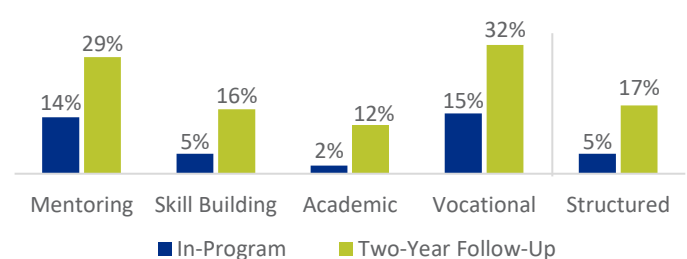
Recidivism Rates



Structured Programs (N=4,874)

- 67% of juveniles in structured programs participated in skill building, 23% in academic development, and 5% each in mentoring and vocational skills development programs.
- 55% of juveniles in mentoring programs and 48% of juveniles in vocational skills development programs were court-involved. Juveniles in skill building and academic development programs were predominantly at-risk.
- Juveniles in mentoring and vocational skills development programs had the highest recidivism rates; they also were higher risk and had more problem behaviors.

Recidivism Rates



Conclusions

- Program completion was linked to lower recidivism rates.
- Regardless of legal status and across all program categories and types, higher risk juveniles and juveniles with more problem behaviors had higher recidivism rates.

SOURCE: NC Sentencing and Policy Advisory Commission, FY 2022 JCPC Recidivism Sample

NC Sentencing and Policy Advisory Commission
PO Box 2448 | Raleigh, NC 27602
(919) 890-1470

The Honorable Charlie Brown, Chairman
Michelle Hall, Executive Director

For the NC Sentencing and Policy Advisory Commission's *JCPC Program Effectiveness: FY 2022 Sample* and all other publications, see the Commission's website: www.NCSPAC.org.