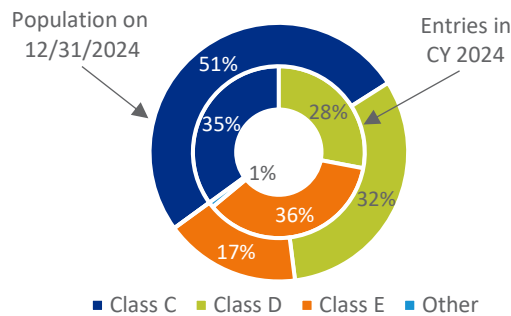


CALENDAR YEAR 2024

Sentencing Practices

- There were 148 Advanced Supervised Release and 69 felony habitual breaking and entering prison entries.
- There were 1,041 habitual felon prison entries; most were sentenced in Class C or Class E (35% and 36% respectively).

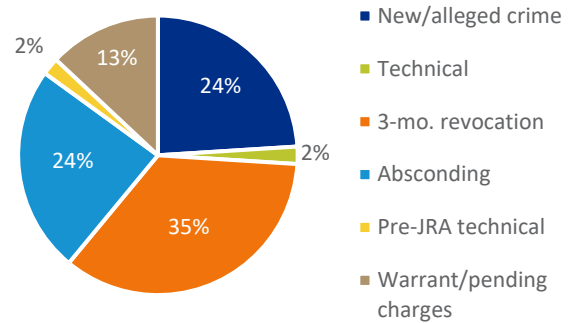
Habitual Felon Prison Entries and Population



Incarceration and Reentry

- Most offenders with PRS (72%) were in Classes F-I.
- 44% of offenders exiting PRS were in Supervision Level 2. PRS revocation rates were highest for Supervision Level 1 (27% for Class B1-E felons and 24% for Class F-I felons).
- The largest categories of felony entries to prison for PRS violations were 3-month revocations (35%) followed by new/alleged crime and absconding (24% each).

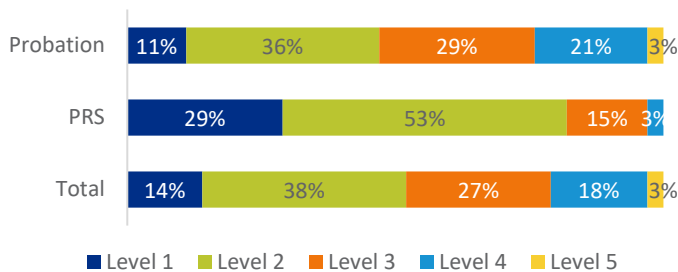
Felony Entries to Prison for PRS Violations



Community Supervision

- Of the 76,562 offenders under community supervision on December 31, most were assessed as either moderate risk and/or moderate need (31% and 39% respectively).
- A higher percentage of post-release supervisees were supervised in Level 1 (most restrictive level) compared to probationers.

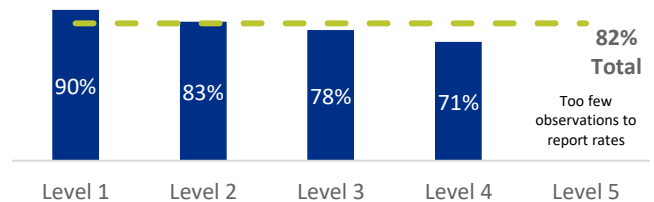
Supervision Level



Outcomes (1-Year Follow-Up from CY 2023)

- Probationers in Supervision Level 1 had the highest rate of subsequent violations after a quick dip (90%), while probationers in Supervision Level 4 had the lowest (71%).

Violations Following a Quick Dip Confinement



- 41% of offenders with CRV dispositions in CY 2023 had a subsequent violation within one year.

Outcomes Following CRV Dispositions

1-Year Outcome	Felons	Misd.	Total
On Supervision	43%	37%	43%
CRV & Terminate	34%	44%	35%
Terminal CRV	15%	13%	14%
Revocation	8%	6%	8%

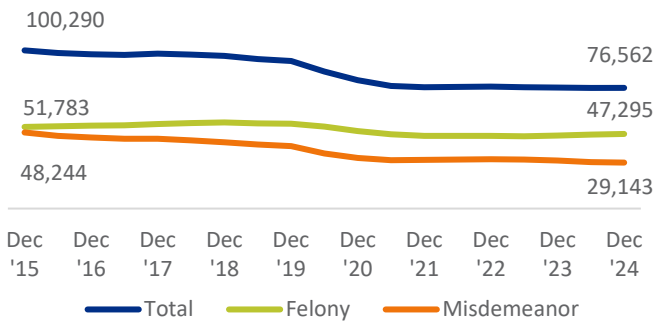
- There were 10,119 entries to Treatment for Effective Community Supervision (TECS) programs; 2,214 offenders were enrolled in TECS on December 31.
- A total of 1,795 quick dips were ordered; an equal percentage were for misdemeanants and felons (50% each).
- Of the 2,558 CRV dispositions, most (40%) were for offenders in Supervision Level 2.

QUICK FACTS: JUSTICE REINVESTMENT

CALENDAR YEARS 2015-2024

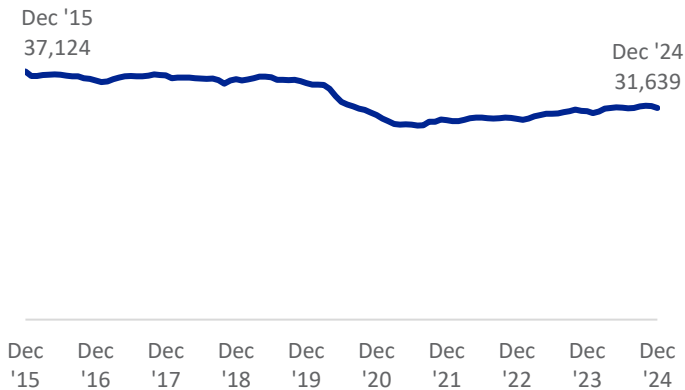
The overall community supervision population has declined 24% since December 2015. There has been a more substantial decline in the misdemeanor population compared to the felony population (40% and 9% respectively). The overall population has been relatively stable since 2020; however, there was a 2% increase in the felony community supervision population and a 4% decrease in the misdemeanor population from December 2023 to December 2024.

Community Supervision Population



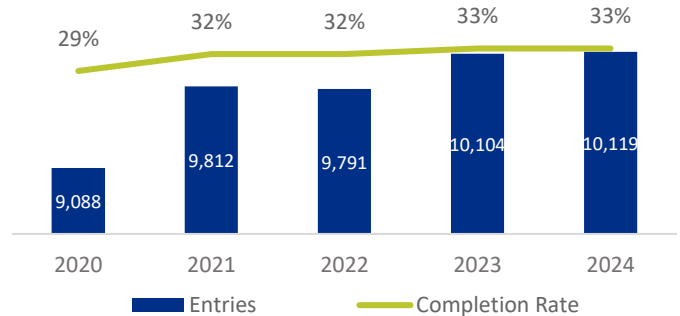
The average prison population declined from 37,124 in December 2015 to 31,639 in December 2024 (a decrease of 15%). However, the prison population has increased over the past two years; there was a 4% increase from December 2022 to December 2023 and a 1% increase from December 2023 to December 2024.

Average Monthly Prison Population



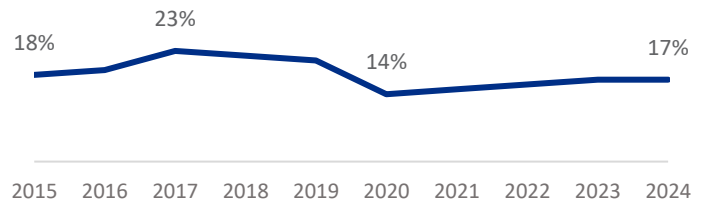
TECS completion rates have stabilized over the past few years (33% in CY 2024); however, two-thirds of offenders are not completing their TECS programs. In 2024, completion rates were highest for participants in Supervision Level 4 (42%).

TECS Entries and Completion Rates



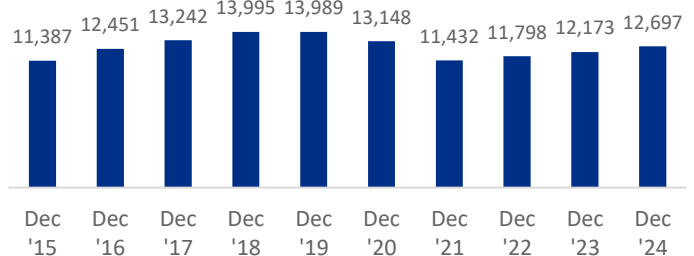
The probation revocation rate has fluctuated over the past ten years, with a high of 23% in CY 2017 and a low of 14% in CY 2020. The probation revocation rate was 17% in CY 2024.

Probation Revocation Rates



The PRS population has increased steadily since CY 2021, with a 4% increase from December 2023 to December 2024.

PRS Population



SOURCE: NC Sentencing and Policy Advisory Commission, 2015-2024 Justice Reinvestment Act Implementation Evaluation Report Data

NC Sentencing and Policy Advisory Commission
 PO Box 2448 | Raleigh, NC 27602
 (919) 890-1470

The Honorable Charlie Brown, Chairman
Michelle Hall, Executive Director

For the NC Sentencing and Policy Advisory Commission's *Justice Reinvestment Act Implementation Evaluation Report 2025* and all other publications, see the Commission's website: www.NCSPAC.org.