

# EX. 30

Legislative Defendants Trial

Ex.037



NORTH CAROLINA GENERAL ASSEMBLY
AMENDMENT
Senate Bill 691

AMENDMENT NO. \_\_\_\_\_
(to be filled in by
Principal Clerk)

S691-AMT-30 [v.3]

Page 1 of 2

Amends Title [NO]
S691-PCS45492-ST-39

Date \_\_\_\_\_, 2017

Senator Blue

moves to amend the PCS on page 3, lines 27 through 51, by rewriting the lines to read:

"District 14: Wake County: VTD 01-19, VTD 01-22, VTD 01-38, VTD 01-40, VTD 01-43,
VTD 01-44, VTD 01-46, VTD 01-51, VTD 09-02, VTD 10-01, VTD 10-02, VTD 10-03,
VTD 10-04, VTD 13-01, VTD 13-02, VTD 13-05, VTD 13-06, VTD 13-07, VTD 13-08,
VTD 13-09, VTD 13-10, VTD 16-08, VTD 17-01, VTD 17-02, VTD 17-03, VTD 17-04,
VTD 17-05, VTD 17-06, VTD 17-07, VTD 17-08, VTD 17-09, VTD 17-10, VTD 17-11,
VTD 19-16, VTD 19-17.

District 15: Wake County: VTD 01-01, VTD 01-02, VTD 01-04, VTD 01-05, VTD 01-06,
VTD 01-07, VTD 01-09, VTD 01-10, VTD 01-12, VTD 01-13, VTD 01-14, VTD 01-15,
VTD 01-16, VTD 01-18, VTD 01-20, VTD 01-21, VTD 01-23, VTD 01-25, VTD 01-26,
VTD 01-27, VTD 01-28, VTD 01-31, VTD 01-32, VTD 01-33, VTD 01-34, VTD 01-35,
VTD 01-37, VTD 01-39, VTD 01-41, VTD 01-45, VTD 01-48, VTD 01-49, VTD 01-50,
VTD 04-03, VTD 04-06, VTD 04-12, VTD 07-04, VTD 07-05, VTD 07-13, VTD 16-02,
VTD 16-03, VTD 16-04, VTD 16-05, VTD 16-06, VTD 16-07, VTD 16-09: Block(s)
1830528082000, 1830528082001, 1830528082002, 1830528082017, 1830528082018,
1830528082019, 1830528082020, 1830528082021, 1830528082022, 1830528082023,
1830528082024, 1830528082025, 1830528082026, 1830528082027, 1830528082028,
1830528082029, 1830528082031, 1830528082032, 1830528082033, 1830528082034,
1830528082035, 1830528082036, 1830528082037, 1830528082038, 1830528082039,
1830528082040, 1830528082041, 1830528082042, 1830528082043, 1830528082044,
1830528082045, 1830528082046, 1830528082047, 1830528082048, 1830528082049,
1830528082050, 1830528082051, 1830528082052, 1830528082053, 1830528082054,
1830528082055, 1830528082056, 1830528082057, 1830528082058, 1830528084026,
1830528084027, 1830528084028, 1830528084029, 1830528084030, 1830528084031,
1830528084032, 1830528084033, 1830528084034, 1830528084035, 1830528084037,
1830528084038, 1830528084039, 1830528084040, 1830528084051, 1830528084052,
1830528084053; VTD 18-01, VTD 18-06, VTD 18-08."



**NORTH CAROLINA GENERAL ASSEMBLY  
AMENDMENT  
Senate Bill 691**

S691-AMT-30 [v.3]

AMENDMENT NO. \_\_\_\_\_  
(to be filled in by  
Principal Clerk)

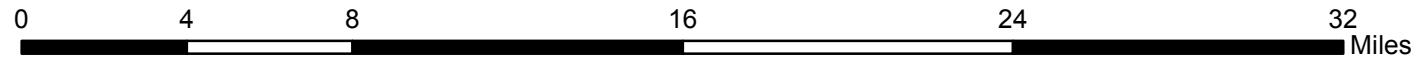
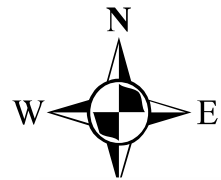
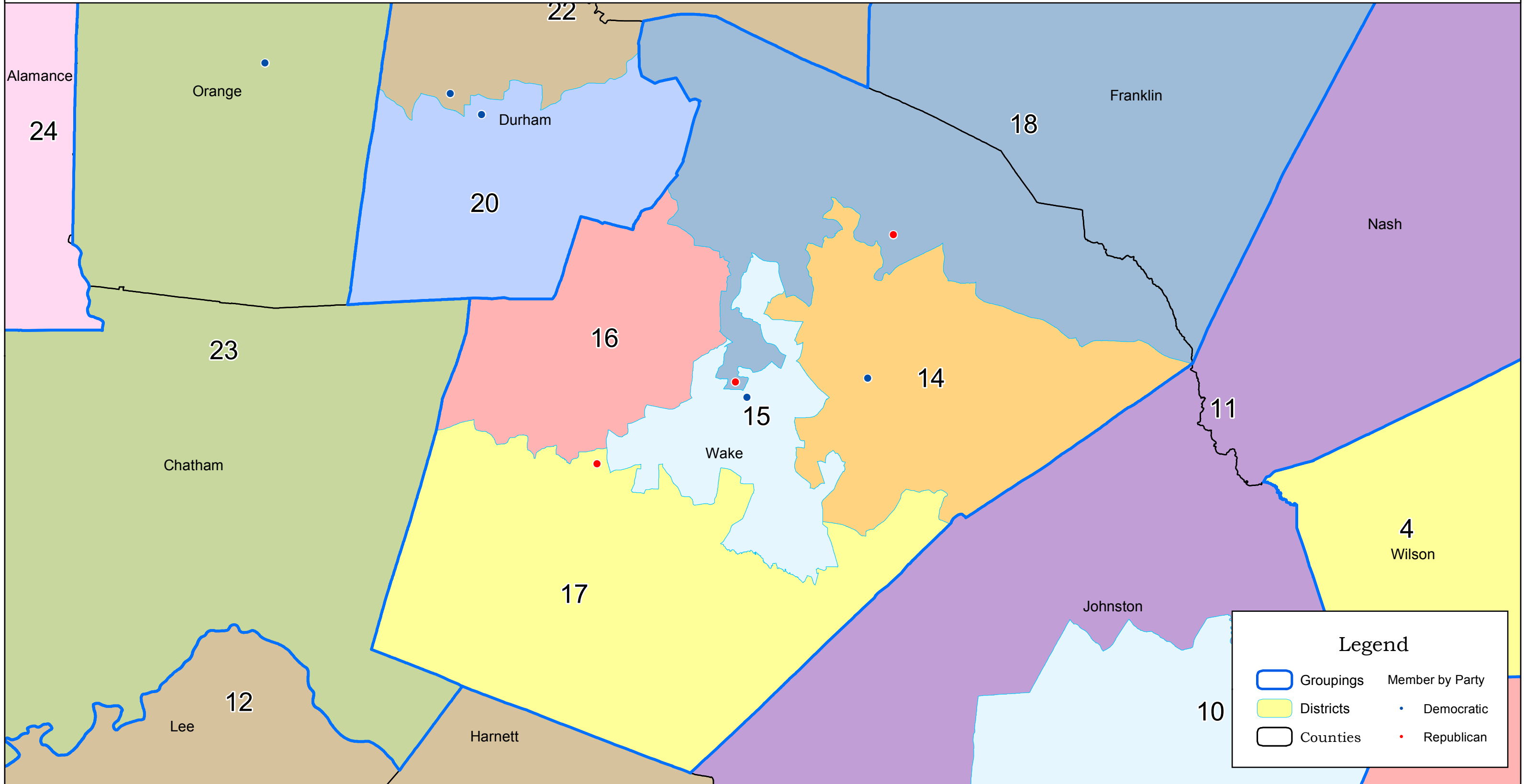
Page 2 of 2

SIGNED \_\_\_\_\_  
Amendment Sponsor

SIGNED \_\_\_\_\_  
Committee Chair if Senate Committee Amendment

ADOPTED \_\_\_\_\_ FAILED \_\_\_\_\_ TABLED \_\_\_\_\_

# S691-AMT-30-Districts 14 and 15



S691-AMT-30-Districts14and15

Printed by the NC General Assembly, August 23, 2017.

LEGISLATIVE DEFENDANTS TX037-4

Plan Name: SMT-1  
 Plan Type:  
 Date: 08/23/2017  
 Time: 08:42:45PM  
 Administrator:

## Measures of Compactness

08/23/2017

---

Sum	N/A	N/A
Min	0.19	0.13
Max	0.62	0.61
Mean	0.42	0.34
Std. Dev.	0.10	0.12

DISTRICT	Reock	Polsby-Popper
1	0.46	0.46
2	0.48	0.42
3	0.23	0.15
4	0.45	0.31
5	0.62	0.44
6	0.52	0.55
7	0.46	0.35
8	0.41	0.18
9	0.24	0.27
10	0.48	0.29
11	0.22	0.24
12	0.46	0.40
13	0.41	0.33
14	0.45	0.29
15	0.34	0.13
16	0.50	0.48
17	0.39	0.34
18	0.41	0.28
19	0.46	0.23
20	0.44	0.49
21	0.47	0.28
22	0.58	0.54
23	0.39	0.37
24	0.58	0.61
25	0.46	0.28
26	0.56	0.55
27	0.43	0.15
28	0.40	0.17
29	0.58	0.23
30	0.27	0.40
31	0.32	0.14
32	0.27	0.27
33	0.32	0.30
34	0.33	0.34
35	0.49	0.56
36	0.44	0.39
37	0.42	0.27
38	0.42	0.42
39	0.33	0.24
40	0.47	0.36

---

Plan Name: SMT-1  
Plan Type:

Administrator:  
User:

<b>DISTRICT</b>	<b>Reock</b>	<b>Polsby-Popper</b>
41	0.19	0.13
42	0.45	0.48
43	0.43	0.50
44	0.38	0.32
45	0.44	0.41
46	0.54	0.45
47	0.42	0.24
48	0.40	0.32
49	0.39	0.30
50	0.42	0.46

**S691-AMT-30-Districts14and15: Population Deviation**

District	2010 Pop	Ideal Pop	Deviation	Deviation %
1	196,665	190,710	5,955	3.12%
2	183,118	190,710	-7,592	-3.98%
3	182,039	190,710	-8,671	-4.55%
4	192,477	190,710	1,767	0.93%
5	189,510	190,710	-1,200	-0.63%
6	187,925	190,710	-2,785	-1.46%
7	182,118	190,710	-8,592	-4.51%
8	200,133	190,710	9,423	4.94%
9	197,372	190,710	6,662	3.49%
10	183,566	190,710	-7,144	-3.75%
11	193,194	190,710	2,484	1.30%
12	182,438	190,710	-8,272	-4.34%
13	192,266	190,710	1,556	0.82%
14	195,478	190,710	4,768	2.50%
15	193,612	190,710	2,902	1.52%
16	197,303	190,710	6,593	3.46%
17	182,304	190,710	-8,406	-4.41%
18	192,915	190,710	2,205	1.16%
19	183,122	190,710	-7,588	-3.98%
20	184,237	190,710	-6,473	-3.39%
21	183,261	190,710	-7,449	-3.91%
22	182,730	190,710	-7,980	-4.18%
23	197,306	190,710	6,596	3.46%
24	192,673	190,710	1,963	1.03%
25	197,991	190,710	7,281	3.82%
26	196,115	190,710	5,405	2.83%
27	195,363	190,710	4,653	2.44%
28	197,138	190,710	6,428	3.37%
29	194,378	190,710	3,668	1.92%
30	198,458	190,710	7,748	4.06%
31	197,532	190,710	6,822	3.58%
32	190,676	190,710	-34	-0.02%
33	199,013	190,710	8,303	4.35%
34	197,843	190,710	7,133	3.74%
35	189,794	190,710	-916	-0.48%
36	189,509	190,710	-1,201	-0.63%
37	185,257	190,710	-5,453	-2.86%
38	182,674	190,710	-8,036	-4.21%
39	184,099	190,710	-6,611	-3.47%
40	183,426	190,710	-7,284	-3.82%
41	184,172	190,710	-6,538	-3.43%
42	191,556	190,710	846	0.44%
43	197,035	190,710	6,325	3.32%
44	185,394	190,710	-5,316	-2.79%
45	198,833	190,710	8,123	4.26%
46	191,738	190,710	1,028	0.54%
47	187,477	190,710	-3,233	-1.70%
48	184,866	190,710	-5,844	-3.06%
49	193,282	190,710	2,572	1.35%
50	194,102	190,710	3,392	1.78%
<b>Total:</b>	<b>9,535,483</b>			

**S691-AMT-30-Districts14and15: Population 2010, US Senate 2010, President 2012**

District	2010 Census		US Senate 2010: Marshall-Burr-Beitler								US President 2012: Obama-Romney-Johnson							
	Total Pop	18+ Pop	Dem	Dem %	Rep	Rep %	Lib	Lib %	Write-In	Write-In %	Dem	Dem %	Rep	Rep %	Lib	Lib %	Write-In	Write-In %
1	196,665	153,426	25,606	43.60%	31,904	54.33%	1,196	2.04%	19	0.03%	45,482	48.87%	46,490	49.95%	950	1.02%	150	0.16%
2	183,118	143,986	17,393	31.26%	37,109	66.70%	1,070	1.92%	63	0.11%	31,516	35.91%	55,323	63.03%	761	0.87%	168	0.19%
3	182,039	141,242	31,118	52.62%	27,064	45.76%	926	1.57%	30	0.05%	50,170	56.97%	37,383	42.45%	406	0.46%	104	0.12%
4	192,477	145,928	32,883	57.59%	23,457	41.08%	750	1.31%	10	0.02%	56,149	61.10%	35,208	38.32%	433	0.47%	100	0.11%
5	189,510	146,760	22,397	47.49%	24,190	51.29%	556	1.18%	20	0.04%	45,546	52.42%	40,573	46.70%	648	0.75%	117	0.13%
6	187,925	140,779	10,015	33.20%	19,362	64.19%	769	2.55%	16	0.05%	20,842	36.78%	35,080	61.91%	588	1.04%	155	0.27%
7	182,118	137,302	20,490	42.11%	27,572	56.66%	583	1.20%	14	0.03%	37,221	46.96%	41,578	52.46%	434	0.55%	22	0.03%
8	200,133	158,646	26,597	38.48%	41,161	59.54%	1,344	1.94%	25	0.04%	42,274	42.05%	57,243	56.94%	821	0.82%	202	0.20%
9	197,372	158,279	23,736	38.00%	37,303	59.72%	1,394	2.23%	32	0.05%	46,065	45.68%	53,212	52.77%	1,246	1.24%	312	0.31%
10	183,566	136,365	18,810	40.24%	27,283	58.36%	647	1.38%	10	0.02%	29,823	41.92%	40,745	57.27%	468	0.66%	107	0.15%
11	193,194	141,728	23,256	39.26%	34,955	59.02%	994	1.68%	24	0.04%	41,040	42.70%	54,070	56.26%	783	0.81%	221	0.23%
12	182,438	133,366	16,935	38.82%	25,854	59.27%	817	1.87%	16	0.04%	29,243	40.66%	41,830	58.16%	695	0.97%	157	0.22%
13	192,266	142,807	19,514	49.67%	19,146	48.73%	605	1.54%	25	0.06%	36,038	53.66%	30,451	45.34%	520	0.77%	156	0.23%
14	195,478	139,171	32,311	62.00%	18,795	36.06%	978	1.88%	32	0.06%	64,581	68.06%	29,270	30.85%	873	0.92%	161	0.17%
15	193,612	157,037	32,966	61.38%	19,520	36.35%	1,190	2.22%	29	0.05%	66,555	66.55%	31,690	31.69%	1,592	1.59%	175	0.17%
16	197,303	146,752	27,789	46.71%	29,992	50.41%	1,690	2.84%	24	0.04%	59,269	54.76%	47,171	43.58%	1,575	1.46%	225	0.21%
17	182,304	127,938	22,007	36.88%	36,146	60.58%	1,492	2.50%	20	0.03%	43,729	42.94%	56,687	55.66%	1,280	1.26%	153	0.15%
18	192,915	141,239	26,298	38.31%	40,810	59.45%	1,499	2.18%	41	0.06%	46,564	42.61%	61,381	56.17%	1,119	1.02%	212	0.19%
19	183,122	132,805	16,676	42.18%	22,143	56.01%	697	1.76%	19	0.05%	33,645	47.52%	36,446	51.48%	570	0.81%	142	0.20%
20	184,237	142,941	40,914	76.58%	11,670	21.84%	815	1.53%	26	0.05%	79,586	79.30%	19,709	19.64%	942	0.94%	125	0.12%
21	183,261	133,852	24,666	65.09%	12,650	33.38%	560	1.48%	21	0.06%	52,223	70.64%	21,039	28.46%	524	0.71%	141	0.19%
22	182,730	141,258	29,403	54.21%	23,800	43.88%	1,018	1.88%	15	0.03%	53,654	58.60%	36,961	40.37%	774	0.85%	168	0.18%
23	197,306	155,496	43,402	61.53%	25,502	36.15%	1,599	2.27%	35	0.05%	72,262	64.41%	38,204	34.05%	1,386	1.24%	339	0.30%
24	192,673	147,633	19,692	36.36%	33,126	61.16%	1,313	2.42%	29	0.05%	37,586	41.57%	51,828	57.32%	814	0.90%	187	0.21%
25	197,991	152,423	24,146	43.32%	30,550	54.81%	1,018	1.83%	23	0.04%	41,643	45.66%	48,824	53.53%	631	0.69%	110	0.12%
26	196,115	147,126	12,742	30.20%	28,243	66.95%	1,165	2.76%	36	0.09%	30,042	36.90%	50,505	62.03%	749	0.92%	124	0.15%
27	195,363	149,849	22,624	33.08%	44,339	64.82%	1,395	2.04%	43	0.06%	45,643	40.21%	66,503	58.59%	1,063	0.94%	289	0.25%
28	197,138	152,041	32,175	71.88%	11,898	26.58%	652	1.46%	37	0.08%	76,219	79.28%	19,017	19.78%	694	0.72%	214	0.22%
29	194,378	146,637	26,071	60.42%	16,353	37.90%	705	1.63%	18	0.04%	61,949	70.29%	25,484	28.92%	700	0.79%	0	0.00%
30	198,458	154,651	18,011	32.71%	35,585	64.63%	1,442	2.62%	24	0.04%	32,115	36.33%	55,203	62.45%	866	0.98%	208	0.24%
31	197,532	150,121	18,305	27.87%	46,061	70.13%	1,292	1.97%	21	0.03%	36,109	34.00%	68,971	64.95%	1,068	1.01%	49	0.05%
32	190,676	145,058	14,509	29.44%	33,627	68.24%	1,119	2.27%	20	0.04%	25,330	30.83%	55,787	67.90%	876	1.07%	173	0.21%
33	199,013	152,338	17,207	31.47%	36,147	66.12%	1,285	2.35%	32	0.06%	31,078	34.17%	58,644	64.47%	953	1.05%	284	0.31%
34	197,843	148,320	15,298	28.04%	37,834	69.35%	1,397	2.56%	26	0.05%	30,033	32.23%	61,877	66.41%	978	1.05%	290	0.31%
35	189,794	132,039	13,415	29.02%	31,743	68.68%	1,034	2.24%	30	0.06%	30,954	35.05%	56,278	63.72%	854	0.97%	228	0.26%
36	189,509	137,603	16,691	32.42%	33,671	65.41%	1,115	2.17%	0	0.00%	34,337	38.31%	54,340	60.63%	939	1.05%	14	0.02%
37	185,257	143,412	25,673	70.58%	9,978	27.43%	703	1.93%	20	0.05%	62,709	76.14%	18,651	22.65%	794	0.96%	207	0.25%
38	182,674	134,933	28,643	71.61%	10,769	26.93%	569	1.42%	15	0.04%	65,195	76.92%	18,683	22.04%	666	0.79%	214	0.25%
39	184,099	138,352	20,085	31.61%	42,253	66.50%	1,164	1.83%	32	0.05%	40,182	38.03%	64,289	60.85%	942	0.89%	235	0.22%
40	183,426	134,379	25,370	64.51%	13,288	33.79%	638	1.62%	30	0.08%	55,925	72.56%	20,350	26.40%	622	0.81%	178	0.23%
41	184,172	135,214	17,773	38.46%	27,479	59.46%	943	2.04%	18	0.04%	43,121	46.53%	48,482	52.31%	868	0.94%	205	0.22%
42	191,556	146,308	16,533	30.70%	35,956	66.76%	1,337	2.48%	33	0.06%	28,675	33.04%	56,787	65.43%	1,033	1.19%	293	0.34%
43	197,035	149,991	14,895	31.63%	31,082	66.01%	1,113	2.36%	0	0.00%	31,879	37.10%	53,179	61.89%	869	1.01%	0	0.00%
44	185,394	141,718	17,792	34.23%	33,049	63.59%	1,112	2.14%	22	0.04%	29,375	34.80%	54,018	63.99%	803	0.95%	224	0.27%
45	198,833	159,078	20,603	34.28%	37,811	62.92%	1,655	2.75%	29	0.05%	31,463	35.00%	56,629	63.00%	1,425	1.59%	366	0.41%
46	191,738	149,705	16,531	33.18%	31,940	64.11%	1,325	2.66%	23	0.05%	26,481	33.57%	51,262	64.98%	1,012	1.28%	132	0.17%
47	187,477	147,841	21,314	34.98%	38,045	62.44%	1,540	2.53%	33	0.05%	29,486	35.14%	53,113	63.30%	1,022	1.22%	282	0.34%
48	184,866	147,107	22,200	34.84%	39,941	62.68%	1,558	2.45%	21	0.03%	36,540	39.02%	55,677	59.45%	1,092	1.17%	344	0.37%
49	193,282	154,410	33,055	52.87%	27,761	44.40%	1,664	2.66%	44	0.07%	59,546	57.71%	41,650	40.36%	1,433	1.39%	560	0.54%
50	194,102	156,458	25,165	38.43%	38,165	58.28%	2,112	3.23%	38	0.06%	34,201	38.27%	53,578	59.95%	1,294	1.45%	297	0.33%
<b>Totals:</b>	<b>9,535,483</b>	<b>7,253,848</b>	<b>1,141,700</b>	<b>43.04%</b>	<b>1,454,082</b>	<b>54.82%</b>	<b>55,554</b>	<b>2.09%</b>	<b>1,263</b>	<b>0.05%</b>	<b>2,171,293</b>	<b>48.33%</b>	<b>2,267,353</b>	<b>50.47%</b>	<b>44,448</b>	<b>0.99%</b>	<b>9,519</b>	<b>0.21%</b>



**S691-AMT-30-Districts14and15: Governor 2012, Lieutenant Governor 2012, US Senate 2014**

District	Governor 2012: Dalton-McCrory-Howe								Lieutenant Governor 2012: Coleman-Forest				US Senate 2014: Tillis-Hagan-Haugh							
	Dem	Dem %	Rep	Rep %	Lib	Lib %	Write-In	Write-In %	Dem	Dem %	Rep	Rep %	Rep	Rep %	Dem	Dem %	Lib	Lib %	Write-In	Write-In %
1	44,567	48.84%	44,051	48.28%	2,609	2.86%	20	0.02%	48,060	53.59%	41,627	46.41%	30,750	50.80%	28,027	46.30%	1,702	2.81%	48	0.08%
2	28,530	32.65%	57,217	65.47%	1,615	1.85%	26	0.03%	32,786	38.21%	53,018	61.79%	36,899	60.46%	21,609	35.41%	2,340	3.83%	182	0.30%
3	48,711	55.68%	37,737	43.14%	1,024	1.17%	10	0.01%	52,590	61.35%	33,128	38.65%	24,793	41.50%	32,737	54.80%	2,084	3.49%	128	0.21%
4	54,777	59.84%	35,877	39.20%	869	0.95%	10	0.01%	57,424	63.60%	32,867	36.40%	22,999	38.20%	35,596	59.12%	1,565	2.60%	45	0.07%
5	42,553	49.27%	42,332	49.02%	1,463	1.69%	16	0.02%	46,467	54.65%	38,559	45.35%	24,088	47.07%	25,389	49.62%	1,612	3.15%	81	0.16%
6	18,744	33.55%	35,659	63.82%	1,459	2.61%	13	0.02%	22,010	40.37%	32,513	59.63%	21,858	61.65%	11,859	33.45%	1,681	4.74%	59	0.17%
7	35,570	45.13%	42,240	53.59%	988	1.25%	24	0.03%	38,551	49.66%	39,078	50.34%	26,667	51.80%	23,095	44.86%	1,663	3.23%	55	0.11%
8	37,873	38.02%	59,764	59.99%	1,972	1.98%	15	0.02%	44,067	45.14%	53,565	54.86%	37,130	53.02%	28,989	41.40%	3,786	5.41%	125	0.18%
9	39,195	39.52%	56,871	57.34%	3,086	3.11%	30	0.03%	45,150	46.86%	51,202	53.14%	31,405	48.37%	30,133	46.41%	3,278	5.05%	109	0.17%
10	28,848	40.68%	41,165	58.06%	879	1.24%	14	0.02%	31,760	45.62%	37,856	54.38%	25,555	55.54%	18,517	40.24%	1,855	4.03%	85	0.18%
11	38,275	39.95%	55,989	58.43%	1,536	1.60%	16	0.02%	42,124	44.69%	52,143	55.31%	35,971	54.98%	27,183	41.55%	2,180	3.33%	88	0.13%
12	27,109	37.87%	43,004	60.08%	1,437	2.01%	32	0.04%	30,845	43.91%	39,400	56.09%	25,363	55.53%	18,263	39.99%	1,965	4.30%	81	0.18%
13	37,211	56.10%	27,970	42.17%	1,133	1.71%	20	0.03%	41,068	63.31%	23,805	36.69%	17,801	44.87%	19,985	50.38%	1,822	4.59%	64	0.16%
14	59,150	62.61%	33,192	35.13%	2,110	2.23%	23	0.02%	63,992	68.66%	29,203	31.34%	18,068	29.89%	40,709	67.35%	1,582	2.62%	88	0.15%
15	59,589	60.18%	36,056	36.42%	3,346	3.38%	19	0.02%	65,368	67.53%	31,427	32.47%	18,445	29.09%	42,762	67.45%	2,069	3.26%	122	0.19%
16	50,214	46.93%	53,318	49.83%	3,431	3.21%	29	0.03%	56,759	54.38%	47,610	45.62%	29,618	41.04%	40,216	55.72%	2,223	3.08%	119	0.16%
17	36,898	36.47%	61,457	60.74%	2,795	2.76%	27	0.03%	42,704	43.23%	56,086	56.77%	37,808	53.25%	30,870	43.48%	2,175	3.06%	151	0.21%
18	40,253	37.06%	65,931	60.70%	2,390	2.20%	41	0.04%	45,684	42.88%	60,851	57.12%	42,062	53.07%	34,607	43.66%	2,464	3.11%	130	0.16%
19	31,206	44.66%	37,176	53.20%	1,480	2.12%	15	0.02%	34,715	50.63%	33,851	49.37%	22,578	51.71%	19,417	44.47%	1,607	3.68%	58	0.13%
20	73,527	74.12%	23,053	23.24%	2,558	2.58%	56	0.06%	77,591	79.52%	19,983	20.48%	10,716	17.15%	50,551	80.89%	1,148	1.84%	81	0.13%
21	48,987	67.36%	22,090	30.37%	1,628	2.24%	23	0.03%	51,833	72.14%	20,018	27.86%	12,247	29.02%	28,680	67.95%	1,223	2.90%	58	0.14%
22	49,395	54.52%	39,138	43.20%	2,049	2.26%	25	0.03%	53,909	60.96%	34,519	39.04%	23,144	38.59%	34,913	58.22%	1,839	3.07%	73	0.12%
23	65,604	59.22%	42,009	37.92%	3,103	2.80%	63	0.06%	70,358	64.96%	37,947	35.04%	24,700	30.65%	53,699	66.63%	2,120	2.63%	72	0.09%
24	33,361	37.22%	54,353	60.64%	1,899	2.12%	25	0.03%	37,312	42.46%	50,562	57.54%	33,277	55.76%	24,156	40.47%	2,156	3.61%	94	0.16%
25	38,495	42.60%	50,372	55.74%	1,458	1.61%	44	0.05%	43,394	49.27%	44,680	50.73%	32,665	52.10%	27,623	44.06%	2,319	3.70%	87	0.14%
26	27,007	33.28%	52,574	64.79%	1,553	1.91%	14	0.02%	30,150	37.93%	49,336	62.07%	30,068	62.15%	16,341	33.77%	1,894	3.91%	80	0.17%
27	38,429	34.12%	71,796	63.74%	2,379	2.11%	31	0.03%	44,058	40.13%	65,723	59.87%	45,334	55.88%	33,720	41.56%	1,979	2.44%	101	0.12%
28	70,102	73.90%	22,507	23.73%	2,210	2.33%	37	0.04%	74,547	79.67%	19,022	20.33%	11,198	20.24%	42,845	77.44%	1,216	2.20%	70	0.13%
29	56,426	64.53%	29,125	33.31%	1,865	2.13%	23	0.03%	60,504	70.43%	25,402	29.57%	14,750	28.49%	35,624	68.81%	1,315	2.54%	85	0.16%
30	29,519	33.57%	56,635	64.40%	1,761	2.00%	21	0.02%	34,035	39.65%	51,802	60.35%	34,563	59.33%	20,515	35.22%	3,032	5.20%	144	0.25%
31	30,238	28.46%	73,840	69.50%	2,146	2.02%	27	0.03%	35,556	34.29%	68,123	65.71%	44,330	62.51%	24,129	34.02%	2,308	3.25%	149	0.21%
32	22,078	26.93%	58,230	71.04%	1,648	2.01%	14	0.02%	26,730	33.30%	53,543	66.70%	33,575	65.72%	15,182	29.72%	2,234	4.37%	98	0.19%
33	24,785	27.34%	64,437	71.09%	1,406	1.55%	17	0.02%	31,147	35.25%	57,223	64.75%	35,720	61.30%	18,960	32.54%	3,436	5.90%	156	0.27%
34	23,382	25.22%	67,657	72.97%	1,652	1.78%	30	0.03%	29,848	33.11%	60,303	66.89%	39,563	64.03%	18,656	30.19%	3,385	5.48%	187	0.30%
35	23,416	26.70%	62,790	71.60%	1,463	1.67%	22	0.03%	29,912	35.04%	55,458	64.96%	34,426	63.13%	18,044	33.09%	1,864	3.42%	196	0.36%
36	25,791	28.80%	62,144	69.39%	1,621	1.81%	2	0.00%	34,159	39.33%	52,691	60.67%	32,506	57.95%	21,038	37.51%	2,379	4.24%	167	0.30%
37	51,818	64.06%	27,303	33.76%	1,742	2.15%	22	0.03%	59,561	75.67%	19,152	24.33%	9,453	21.56%	33,142	75.58%	1,198	2.73%	58	0.13%
38	56,519	67.34%	25,968	30.94%	1,406	1.68%	34	0.04%	63,329	76.88%	19,045	23.12%	9,325	20.38%	35,376	77.33%	988	2.16%	58	0.13%
39	25,507	24.25%	78,167	74.31%	1,487	1.41%	25	0.02%	36,685	36.04%	65,104	63.96%	38,383	57.57%	26,513	39.77%	1,665	2.50%	111	0.17%
40	47,247	61.83%	27,759	36.32%	1,390	1.82%	23	0.03%	54,059	72.25%	20,761	27.75%	11,035	25.82%	30,532	71.45%	1,089	2.55%	74	0.17%
41	31,204	33.96%	59,005	64.21%	1,665	1.81%	15	0.02%	40,500	45.39%	48,721	54.61%	27,089	49.95%	25,308	46.66%	1,685	3.11%	153	0.28%
42	22,115	25.57%	62,937	72.78%	1,402	1.62%	19	0.02%	28,289	33.50%	56,166	66.50%	35,350	63.19%	17,371	31.05%	3,046	5.44%	176	0.31%
43	25,879	30.15%	58,602	68.27%	1,337	1.56%	18	0.02%	31,620	37.82%	51,992	62.18%	31,406	60.24%	18,283	35.07%	2,321	4.45%	123	0.24%
44	25,417	30.23%	57,452	68.34%	1,189	1.41%	15	0.02%	29,967	36.62%	51,872	63.38%	33,139	60.95%	18,439	33.91%	2,656	4.88%	138	0.25%
45	27,277	30.55%	59,444	66.57%	2,558	2.86%	22	0.02%	32,247	37.36%	54,077	62.64%	35,618	59.70%	20,428	34.24%	3,477	5.83%	137	0.23%
46	20,724	26.21%	56,753	71.77%	1,579	2.00%	18	0.02%	27,156	35.42%	49,516	64.58%	31,230	61.54%	16,228	31.98%	3,151	6.21%	136	0.27%
47	31,588	37.71%	50,318	60.07%	1,840	2.20%	17	0.02%	31,802	39.23%	49,272	60.77%	34,520	58.39%	21,336	36.09%	3,184	5.39%	80	0.14%
48	32,660	35.31%	57,355	62.00%	2,456	2.66%	30	0.03%	36,359	40.13%	54,243	59.87%	36,913	55.81%	26,545	40.13%	2,601	3.93%	87	0.13%
49	54,517	53.45%	43,870	43.01%	3,574	3.50%	32	0.03%	58,927	58.95%	41,030	41.05%	25,653	36.55%	41,569	59.23%	2,875	4.10%	89	0.13%
50	32,983	37.31%	52,535	59.42%	2,866	3.24%	27	0.03%	36,353	42.19%	49,816	57.81%	35,080	55.57%	24,594	38.96%	3,343	5.30%	115	0.18%
<b>Totals:</b>	<b>1,925,270</b>	<b>43.18%</b>	<b>2,437,224</b>	<b>54.67%</b>	<b>94,512</b>	<b>2.12%</b>	<b>1,191</b>	<b>0.03%</b>	<b>2,174,021</b>	<b>49.88%</b>	<b>2,184,891</b>	<b>50.12%</b>	<b>1,416,834</b>	<b>48.84%</b>	<b>1,370,303</b>	<b>47.23%</b>	<b>108,779</b>	<b>3.75%</b>	<b>5,251</b>	<b>0.18%</b>

**S691-AMT-30-Districts14and15: S691-AMT-30-Districts14and15: President 2016, US Senate 2016, Governor 2016**

District	US President 2016: Trump-Clinton-Johnson								US Senate 2016: Burr-Ross-Haugh						Governor 2016: Cooper-McCrory-Cecil					
	Rep	Rep %	Dem	Dem %	Lib	Lib %	Write-In	Write-In %	Rep	Rep %	Dem	Dem %	Lib	Lib %	Dem	Dem %	Rep	Rep %	Lib	Lib %
1	51,124	54.37%	39,690	42.21%	2,437	2.59%	781	0.83%	50,422	54.75%	39,232	42.60%	2,441	2.65%	40,704	43.98%	50,100	54.13%	1,749	1.89%
2	58,542	63.89%	30,012	32.76%	2,242	2.45%	829	0.90%	58,109	64.13%	28,994	32.00%	3,512	3.88%	30,960	34.02%	58,265	64.02%	1,788	1.96%
3	37,998	44.82%	45,070	53.16%	1,193	1.41%	523	0.62%	37,690	45.00%	44,065	52.61%	2,002	2.39%	44,887	53.29%	38,505	45.71%	842	1.00%
4	34,714	39.56%	51,323	58.49%	1,231	1.40%	485	0.55%	34,873	40.05%	50,550	58.06%	1,648	1.89%	52,322	59.88%	34,269	39.22%	793	0.91%
5	40,021	45.23%	45,333	51.24%	2,245	2.54%	881	1.00%	41,386	47.29%	43,487	49.70%	2,634	3.01%	45,427	51.71%	41,041	46.71%	1,389	1.58%
6	40,099	64.39%	19,577	31.44%	1,985	3.19%	610	0.98%	39,097	63.90%	19,028	31.10%	3,064	5.01%	20,040	32.62%	39,685	64.59%	1,718	2.80%
7	41,031	53.33%	33,966	44.15%	1,362	1.77%	579	0.75%	40,925	53.84%	33,171	43.64%	1,921	2.53%	33,894	44.35%	41,571	54.40%	958	1.25%
8	69,138	60.31%	41,895	36.54%	2,660	2.32%	948	0.83%	67,784	60.07%	40,579	35.96%	4,470	3.96%	44,922	39.64%	65,885	58.14%	2,506	2.21%
9	55,097	50.39%	48,749	44.58%	3,901	3.57%	1,602	1.47%	55,887	51.89%	46,846	43.49%	4,974	4.62%	54,155	50.05%	50,866	47.01%	3,173	2.93%
10	43,565	59.90%	27,558	37.89%	1,169	1.61%	439	0.60%	43,032	59.87%	27,012	37.58%	1,835	2.55%	28,135	38.91%	43,298	59.88%	879	1.22%
11	57,543	55.97%	41,835	40.69%	2,470	2.40%	968	0.94%	57,652	56.39%	41,591	40.68%	2,987	2.92%	45,263	44.10%	55,757	54.33%	1,612	1.57%
12	44,964	59.19%	28,240	37.18%	2,047	2.69%	709	0.93%	44,404	58.94%	28,264	37.51%	2,673	3.55%	30,211	39.98%	43,695	57.83%	1,656	2.19%
13	34,909	54.33%	27,879	43.39%	1,101	1.71%	361	0.56%	33,313	53.25%	27,703	44.28%	1,548	2.47%	27,663	43.72%	34,916	55.19%	690	1.09%
14	27,597	27.95%	67,015	67.87%	2,742	2.78%	1,393	1.41%	29,518	30.08%	65,764	67.01%	2,864	2.92%	68,223	69.29%	28,336	28.78%	1,895	1.92%
15	27,113	26.26%	70,333	68.12%	3,947	3.82%	1,862	1.80%	31,078	30.28%	68,234	66.49%	3,317	3.23%	73,035	70.91%	27,515	26.71%	2,451	2.38%
16	40,924	34.26%	71,524	59.88%	4,721	3.95%	2,268	1.90%	47,090	39.70%	67,617	57.00%	3,913	3.30%	74,271	62.34%	41,984	35.24%	2,880	2.42%
17	56,562	48.80%	52,520	45.32%	4,792	4.13%	2,020	1.74%	61,244	53.15%	50,014	43.40%	3,971	3.45%	56,237	48.60%	56,738	49.03%	2,745	2.37%
18	60,254	49.94%	54,218	44.93%	4,035	3.34%	2,152	1.78%	65,138	54.20%	51,537	42.88%	3,507	2.92%	57,638	47.79%	60,683	50.32%	2,283	1.89%
19	37,888	51.74%	32,555	44.45%	2,059	2.81%	730	1.00%	38,002	52.52%	31,815	43.97%	2,540	3.51%	32,673	45.04%	38,202	52.66%	1,671	2.30%
20	15,723	14.64%	87,146	81.16%	2,761	2.57%	1,745	1.63%	19,607	18.37%	84,748	79.40%	2,382	2.23%	87,566	81.92%	17,525	16.39%	1,802	1.69%
21	21,137	29.15%	48,776	67.27%	1,891	2.61%	700	0.97%	21,569	30.17%	47,479	66.41%	2,449	3.43%	47,464	66.34%	22,359	31.25%	1,728	2.42%
22	37,322	39.28%	54,243	57.08%	2,241	2.36%	1,220	1.28%	38,620	40.93%	53,100	56.28%	2,628	2.79%	55,918	59.07%	37,192	39.29%	1,560	1.65%
23	35,663	29.19%	80,987	66.28%	3,534	2.89%	2,005	1.64%	39,933	32.86%	78,407	64.52%	3,177	2.61%	83,440	68.47%	36,205	29.71%	2,211	1.81%
24	53,036	55.49%	39,216	41.03%	2,381	2.49%	945	0.99%	53,644	56.54%	38,083	40.14%	3,145	3.31%	42,372	44.53%	50,986	53.58%	1,795	1.89%
25	51,626	55.82%	38,014	41.10%	2,073	2.24%	779	0.84%	50,943	55.86%	37,449	41.07%	2,798	3.07%	39,947	43.57%	50,130	54.68%	1,603	1.75%
26	54,446	64.64%	27,269	32.37%	1,788	2.12%	729	0.87%	53,193	63.86%	26,713	32.07%	3,384	4.06%	30,384	36.36%	51,246	61.33%	1,928	2.31%
27	60,891	51.72%	51,460	43.71%	3,690	3.13%	1,695	1.44%	64,651	55.25%	48,752	41.66%	3,607	3.08%	56,361	48.05%	58,431	49.81%	2,511	2.14%
28	17,691	18.66%	73,851	77.88%	2,070	2.18%	1,220	1.29%	19,041	20.34%	71,990	76.89%	2,600	2.78%	74,483	79.38%	17,465	18.61%	1,885	2.01%
29	24,035	26.97%	61,506	69.02%	2,410	2.70%	1,161	1.30%	26,595	30.11%	59,121	66.94%	2,601	2.95%	62,623	70.89%	23,752	26.89%	1,959	2.22%
30	60,630	66.76%	27,458	30.23%	1,981	2.18%	748	0.82%	59,336	65.92%	27,371	30.41%	3,299	3.67%	32,270	35.77%	56,074	62.16%	1,869	2.07%
31	67,558	60.88%	38,216	34.44%	3,596	3.24%	1,599	1.44%	70,992	64.24%	35,655	32.26%	3,871	3.50%	43,491	39.30%	64,639	58.41%	2,539	2.29%
32	61,447	71.12%	22,259	25.76%	2,062	2.39%	628	0.73%	60,373	70.54%	21,959	25.66%	3,259	3.81%	26,603	30.94%	57,516	66.90%	1,851	2.15%
33	64,774	68.70%	26,494	28.10%	2,181	2.31%	837	0.89%	62,061	66.50%	26,482	28.38%	4,782	5.12%	29,794	31.73%	61,866	65.89%	2,231	2.38%
34	68,634	68.50%	27,894	27.84%	2,583	2.58%	1,080	1.08%	66,829	67.44%	27,349	27.60%	4,916	4.96%	32,618	32.78%	64,115	64.43%	2,775	2.79%
35	61,627	62.37%	32,773	33.17%	3,156	3.19%	1,249	1.26%	62,768	64.34%	30,646	31.41%	4,148	4.25%	34,249	34.89%	61,659	62.80%	2,268	2.31%
36	58,898	58.78%	37,086	37.01%	2,957	2.95%	1,253	1.25%	58,847	59.32%	35,738	36.02%	4,620	4.66%	39,591	39.69%	57,611	57.75%	2,561	2.57%
37	17,060	19.75%	64,797	75.01%	3,224	3.73%	1,303	1.51%	20,986	24.67%	60,840	71.53%	3,229	3.80%	65,025	76.04%	18,122	21.19%	2,365	2.77%
38	17,399	20.08%	66,052	76.22%	2,040	2.35%	1,171	1.35%	18,697	21.82%	64,114	74.82%	2,877	3.36%	65,258	75.88%	18,759	21.81%	1,986	2.31%
39	53,290	48.86%	49,607	45.48%	4,029	3.69%	2,147	1.97%	60,928	56.18%	43,928	40.51%	3,591	3.31%	50,569	46.40%	56,080	51.46%	2,335	2.14%
40	18,662	24.20%	55,240	71.64%	2,109	2.74%	1,100	1.43%	20,031	26.30%	53,262	69.92%	2,880	3.78%	54,730	71.54%	19,904	26.02%	1,868	2.44%
41	47,467	45.06%	52,383	49.73%	3,968	3.77%	1,525	1.45%	50,899	48.91%	48,756	46.85%	4,413	4.24%	55,322	52.95%	45,891	43.92%	3,263	3.12%
42	62,200	68.66%	24,968	27.56%	2,410	2.66%	1,012	1.12%	60,484	67.58%	24,627	27.52%	4,390	4.90%	28,398	31.52%	59,501	66.04%	2,202	2.44%
43	58,532	63.77%	29,967	32.65%	2,319	2.53%	961	1.05%	57,121	63.01%	29,387	32.41%	4,151	4.58%	32,375	35.49%	56,833	62.29%	2,025	2.22%
44	60,549	67.77%	26,071	29.18%	1,947	2.18%	779	0.87%	58,536	66.29%	26,018	29.46%	3,755	4.25%	28,778	32.38%	58,278	65.57%	1,820	2.05%
45	63,539	65.43%	29,273	30.14%	2,850	2.93%	1,454	1.50%	62,607	65.23%	29,246	30.47%	4,123	4.30%	34,731	35.93%	59,576	61.64%	2,343	2.42%
46	59,157	70.85%	21,367	25.59%	2,003	2.40%	965	1.16%	56,771	68.88%	21,718	26.35%	3,937	4.78%	25,410	30.59%	55,667	67.01%	1,991	2.40%
47	62,657	69.28%	24,632	27.24%	2,027	2.24%	1,125	1.24%	58,592	65.91%	26,662	29.99%	3,648	4.10%	30,561	34.14%	56,662	63.29%	2,298	2.57%
48	59,387	57.55%	38,942	37.74%	3,068	2.97%	1,791	1.74%	59,206	58.02%	38,853	38.08%	3,980	3.90%	43,781	42.79%	55,594	54.34%	2,935	2.87%
49	42,657	38.15%	62,892	56.25%	3,333	2.98%	2,919	2.61%	42,590	38.49%	63,580	57.46%	4,477	4.05%	68,148	61.36%	39,430	35.50%	3,485	3.14%
50	62,972	64.60%	30,185	30.97%	2,908	2.98%	1,412	1.45%	59,345	61.97%	32,160	33.59%	4,252	4.44%	37,461	38.95%	55,660	57.87%	3,059	3.18%
<b>Totals:</b>	<b>2,359,749</b>	<b>49.90%</b>	<b>2,180,316</b>	<b>46.10%</b>	<b>129,929</b>	<b>2.75%</b>	<b>59,397</b>	<b>1.26%</b>	<b>2,392,439</b>	<b>51.13%</b>	<b>2,119,696</b>	<b>45.30%</b>	<b>167,190</b>	<b>3.57%</b>	<b>2,300,381</b>	<b>48.95%</b>	<b>2,296,039</b>	<b>48.86%</b>	<b>102,729</b>	<b>2.19%</b>

**S691-AMT-30-Districts14and15: Lieutenant Governor 2016, Attorney General 2016**

District	Lieutenant Governor 2016: Forest-Coleman-Cole						Attorney General 2016: Stein-Newton			
	Rep	Rep %	Dem	Dem %	Lib	Lib %	Dem	Dem %	Rep	Rep %
1	48,887	53.74%	39,694	43.63%	2,389	2.63%	41,583	46.48%	47,878	53.52%
2	57,464	64.37%	29,461	33.00%	2,347	2.63%	31,586	35.67%	56,959	64.33%
3	36,795	44.57%	44,483	53.88%	1,277	1.55%	46,645	56.99%	35,203	43.01%
4	34,410	39.91%	50,529	58.61%	1,273	1.48%	52,643	61.20%	33,369	38.80%
5	40,621	47.11%	43,512	50.47%	2,085	2.42%	46,133	53.94%	39,399	46.06%
6	38,286	63.97%	19,181	32.05%	2,380	3.98%	21,095	35.69%	38,018	64.31%
7	40,568	54.08%	33,075	44.09%	1,368	1.82%	35,414	47.66%	38,891	52.34%
8	67,778	61.04%	40,423	36.40%	2,836	2.55%	46,574	42.31%	63,502	57.69%
9	55,658	52.85%	45,433	43.14%	4,230	4.02%	52,224	50.00%	52,214	50.00%
10	42,788	60.42%	26,733	37.75%	1,292	1.82%	29,456	42.04%	40,606	57.96%
11	58,079	57.42%	40,863	40.40%	2,206	2.18%	44,650	44.36%	55,998	55.64%
12	44,688	59.95%	27,889	37.41%	1,970	2.64%	31,338	42.46%	42,472	57.54%
13	31,027	50.72%	28,932	47.29%	1,215	1.99%	31,776	52.53%	28,714	47.47%
14	29,593	30.45%	64,913	66.80%	2,669	2.75%	68,325	71.03%	27,870	28.97%
15	31,076	30.78%	66,214	65.59%	3,667	3.63%	71,712	71.60%	28,447	28.40%
16	46,657	40.05%	65,661	56.36%	4,187	3.59%	72,088	62.40%	43,435	37.60%
17	61,118	53.95%	48,551	42.86%	3,610	3.19%	54,056	48.17%	58,173	51.83%
18	65,737	55.37%	50,017	42.13%	2,978	2.51%	56,598	48.17%	60,903	51.83%
19	37,218	52.33%	31,486	44.27%	2,414	3.39%	34,292	48.47%	36,453	51.53%
20	19,185	18.22%	83,359	79.15%	2,779	2.64%	86,851	82.88%	17,944	17.12%
21	20,849	29.60%	47,212	67.03%	2,374	3.37%	49,134	70.23%	20,826	29.77%
22	38,606	41.51%	52,229	56.16%	2,172	2.34%	56,476	61.26%	35,710	38.74%
23	39,577	33.12%	76,646	64.14%	3,271	2.74%	81,625	68.71%	37,164	31.29%
24	53,605	57.24%	37,361	39.90%	2,682	2.86%	41,879	45.02%	51,134	54.98%
25	50,305	56.16%	37,163	41.49%	2,105	2.35%	40,658	45.81%	48,086	54.19%
26	53,344	64.97%	26,615	32.42%	2,143	2.61%	29,789	36.51%	51,795	63.49%
27	63,938	55.63%	47,827	41.61%	3,173	2.76%	53,395	46.69%	60,970	53.31%
28	18,391	19.91%	71,106	76.98%	2,870	3.11%	73,859	80.42%	17,984	19.58%
29	25,455	29.35%	58,737	67.72%	2,546	2.94%	62,056	71.84%	24,322	28.16%
30	58,294	65.99%	27,915	31.60%	2,133	2.41%	31,805	36.19%	56,074	63.81%
31	70,063	64.57%	35,450	32.67%	3,001	2.77%	41,687	38.62%	66,260	61.38%
32	60,028	71.22%	22,140	26.27%	2,123	2.52%	25,906	30.85%	58,069	69.15%
33	63,686	69.23%	25,779	28.02%	2,523	2.74%	31,643	34.65%	59,668	65.35%
34	68,327	70.14%	26,276	26.97%	2,819	2.89%	31,963	33.10%	64,604	66.90%
35	64,009	66.65%	29,246	30.45%	2,778	2.89%	34,286	36.04%	60,858	63.96%
36	60,075	61.47%	34,586	35.39%	3,075	3.15%	39,935	41.23%	56,928	58.77%
37	20,798	24.91%	59,245	70.95%	3,458	4.14%	63,054	75.94%	19,972	24.06%
38	18,972	22.41%	63,018	74.44%	2,671	3.15%	66,011	78.42%	18,160	21.58%
39	61,873	58.01%	41,777	39.17%	3,014	2.83%	48,508	45.88%	57,227	54.12%
40	20,511	27.27%	52,044	69.20%	2,649	3.52%	55,415	74.24%	19,225	25.76%
41	51,912	50.76%	46,633	45.60%	3,727	3.64%	52,559	51.84%	48,820	48.16%
42	62,124	70.39%	23,616	26.76%	2,521	2.86%	29,767	33.94%	57,931	66.06%
43	59,203	66.00%	28,144	31.38%	2,351	2.62%	33,269	37.48%	55,502	62.52%
44	60,310	69.07%	24,946	28.57%	2,066	2.37%	30,418	35.20%	56,007	64.80%
45	61,715	65.78%	29,124	31.04%	2,988	3.18%	34,295	36.91%	58,628	63.09%
46	58,375	71.73%	21,046	25.86%	1,958	2.41%	26,887	33.35%	53,722	66.65%
47	58,679	67.02%	26,179	29.90%	2,697	3.08%	29,406	33.95%	57,204	66.05%
48	59,503	59.12%	37,910	37.67%	3,237	3.22%	41,434	41.50%	58,406	58.50%
49	41,430	38.08%	62,703	57.63%	4,673	4.29%	67,209	62.26%	40,747	37.74%
50	59,029	62.59%	31,893	33.82%	3,390	3.59%	35,488	38.03%	57,825	61.97%
<b>Totals:</b>	<b>2,390,619</b>	<b>51.88%</b>	<b>2,084,975</b>	<b>45.25%</b>	<b>132,360</b>	<b>2.87%</b>	<b>2,294,855</b>	<b>50.20%</b>	<b>2,276,276</b>	<b>49.80%</b>