



Public Safety Assessment (PSA)

Research and Development

» PSA Research

- **Sample**
 - **Largest most comprehensive multi-jurisdictional dataset of pretrial information**
 - **1.5M cases – from approximately 300 different cities, counties, and federal judicial districts**
 - **7 state court systems: CO, CT, FL, KY, ME, OH, VA**
 - **Federal pretrial system (all 50 states)**
 - **Washington, D.C.**
- **Analysis**
 - **Conducted on 750K cases suitable for analysis**
 - **Defendants released pretrial with risk factors and outcome information**

Research and Development

» PSA Research

▪ Analysis

- Research database included risk factors derived from pretrial risk assessments nationally
 - Demographics
 - Current offense
 - Criminal history
 - Substance use
 - Mental health
 - Education
 - Employment
 - Residence
 - Community ties

Research and Development

» PSA Research

▪ Analysis

- Examined hundreds of risk factors
- Identified the strongest predictors for FTA, NCA and NVCA, which were all charge or criminal history related and consistent with studies conducted
 - *Identifying the Predictors of Pretrial Failure: A Meta-Analysis (2011)*
 - *Assessing Pretrial Risk Without a Defendant Interview (2013)*
- Interview dependent risk factors (e.g., employment, residence) did not increase predictive power of the risk assessment when added to the strongest predictors

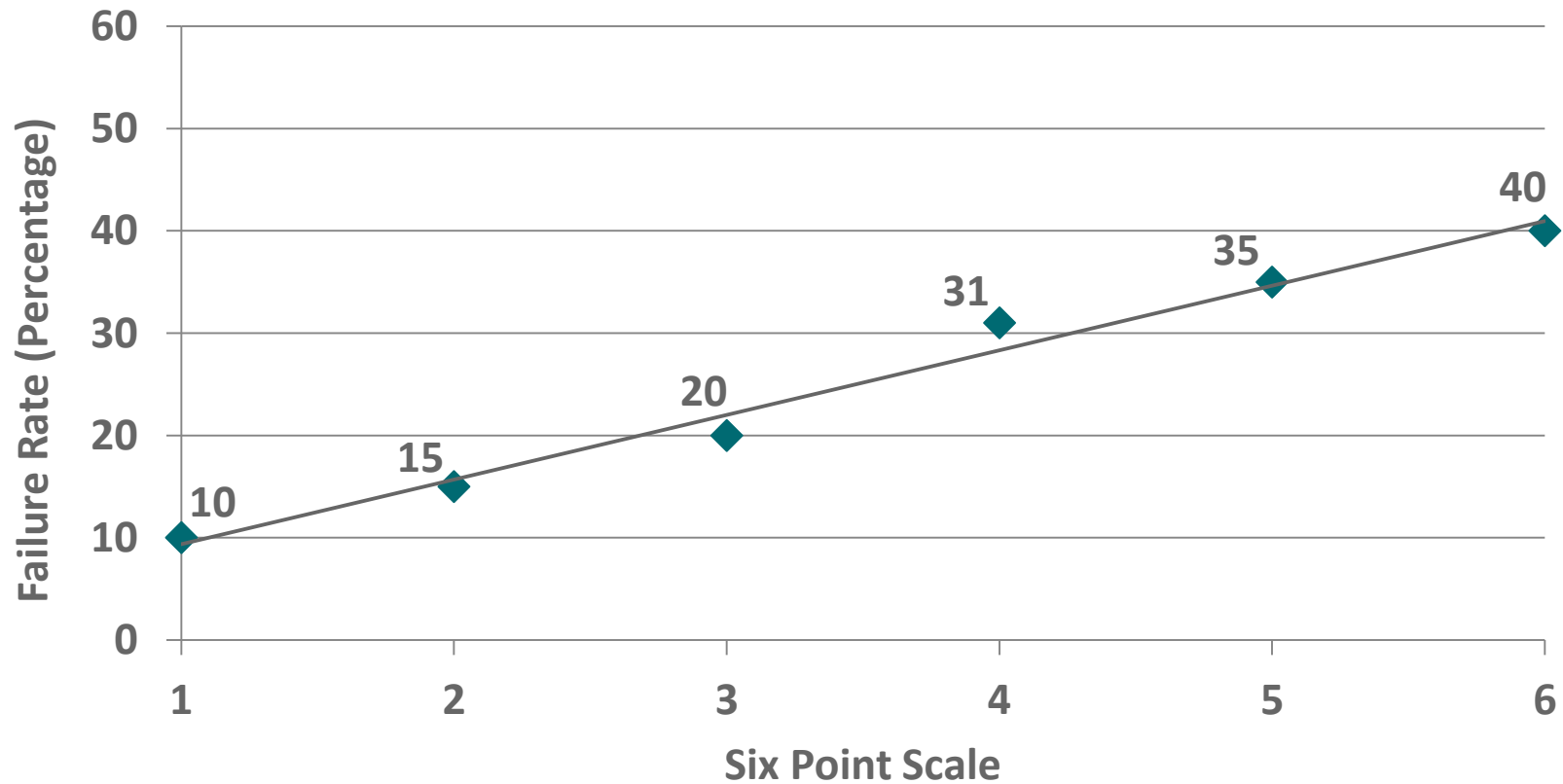
Research and Development

» PSA Description

- Relies on administrative data (charge, criminal and court appearance history, and criminal justice status) to predict three pretrial failure types
 - Failure to Appear (FTA)
 - New Criminal Activity (NCA)
 - New Violent Criminal Activity (NVCA)
- Generates two 6 point scales (FTA & NCA) and a flag that identifies an elevated risk of NVCA
- The tool is race and gender neutral - it accurately classifies defendants' risk levels regardless of their race or gender, it does not have a discriminatory impact

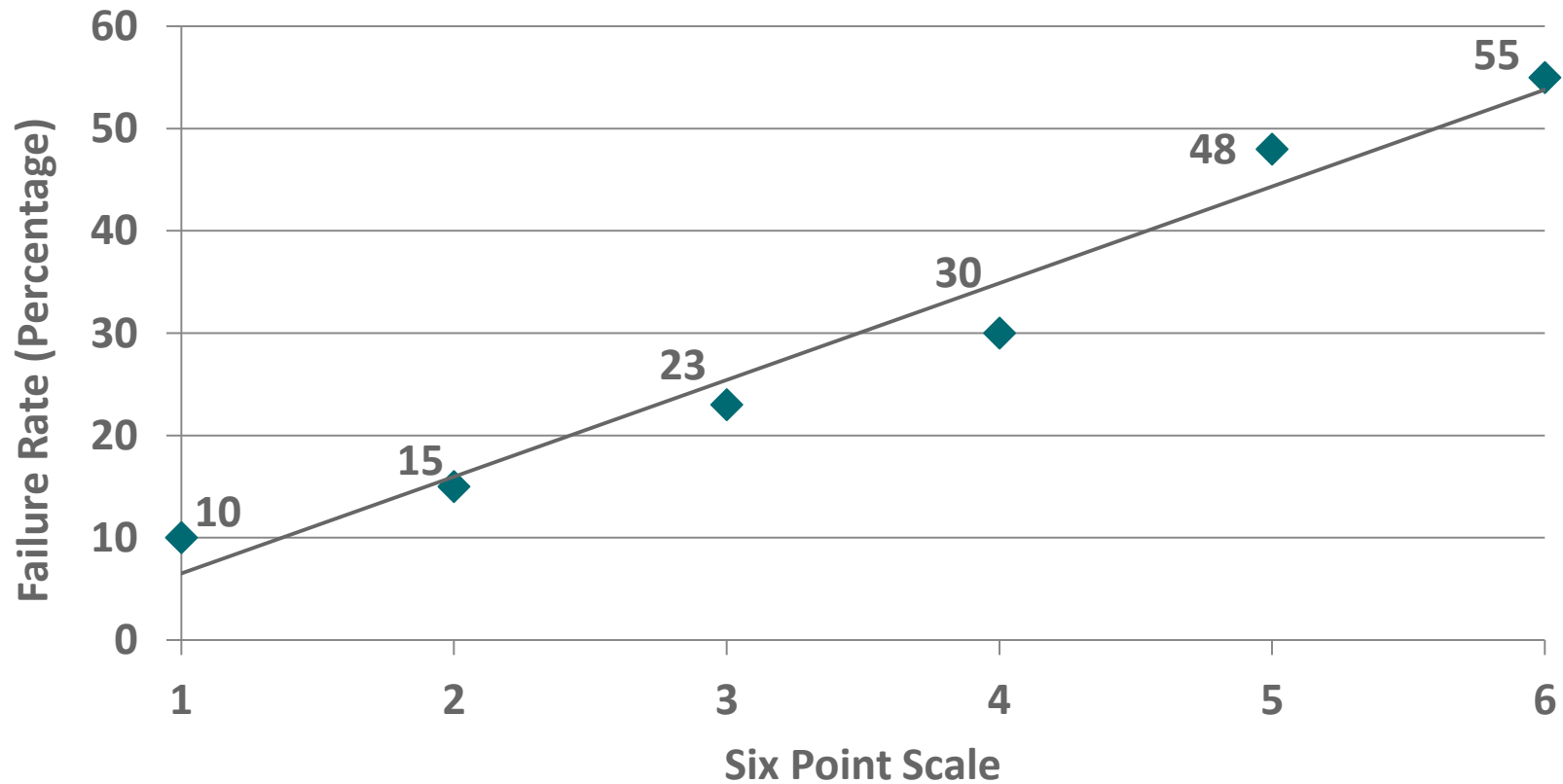
Research and Development

» PSA – Failure to Appear



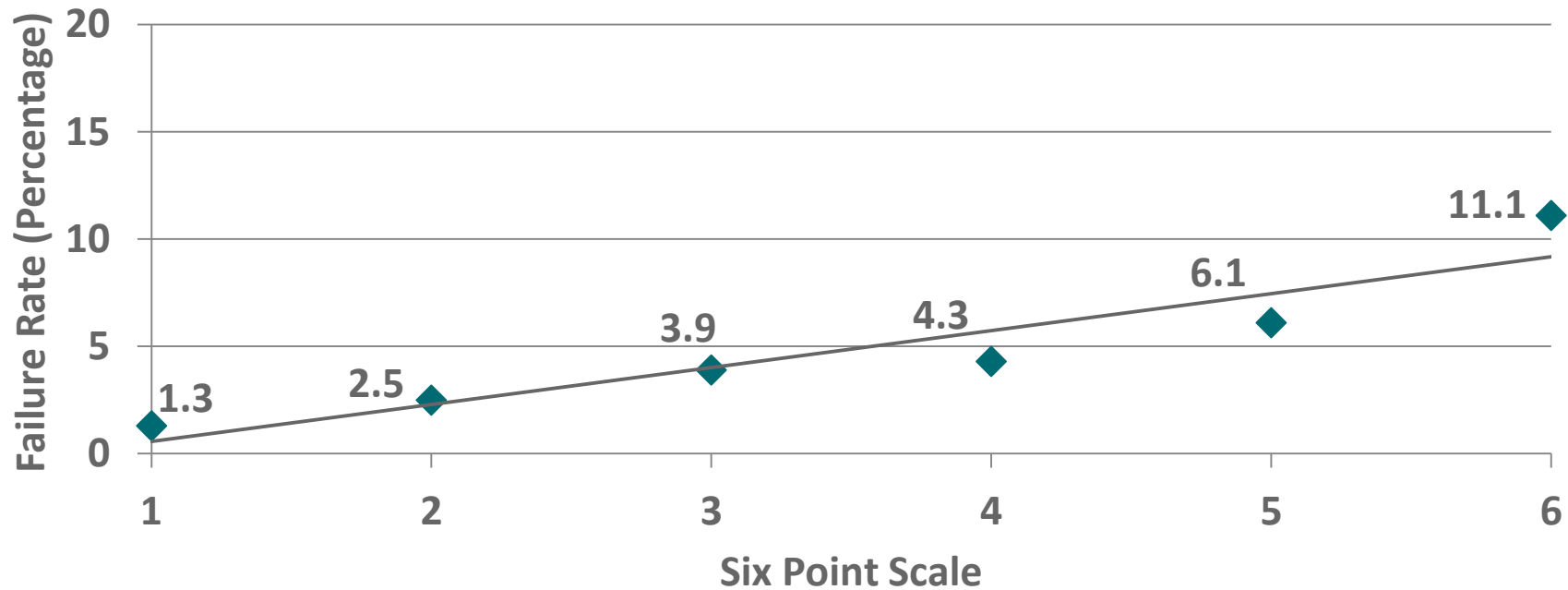
Research and Development

» PSA – New Criminal Activity



Research and Development

» PSA – New Violent Criminal Activity



Flag	%	Rate
Yes	7	7.2%
No	93	2.4%
Average NVCA		2.8%

Validation and Implementation

» PSA Validation

- Validated on over 500,000 cases
 - Locality in Northeast
 - Locality in Southwest
 - Locality in Midwest
 - Two states
- PSA – Validation studies in process for first round of pilot sites (prospective)

» PSA Implementation

- Pilot site implementation beginning in July 2013: Kentucky; 5 AZ jurisdictions; Charlotte, NC; and Santa Cruz, CA
- Implementation currently being expanded to 21 additional sites in states across the country – including Chicago, Phoenix, and the state of New Jersey.

Pretrial Assessment Dashboard

New Criminal Activity (NCA) Score



Elevated risk of violence

Failure to Appear (FTA) Score



Current Charge(s)

- Aggravated assault, first degree
- Poss. marijuana

Recommendation

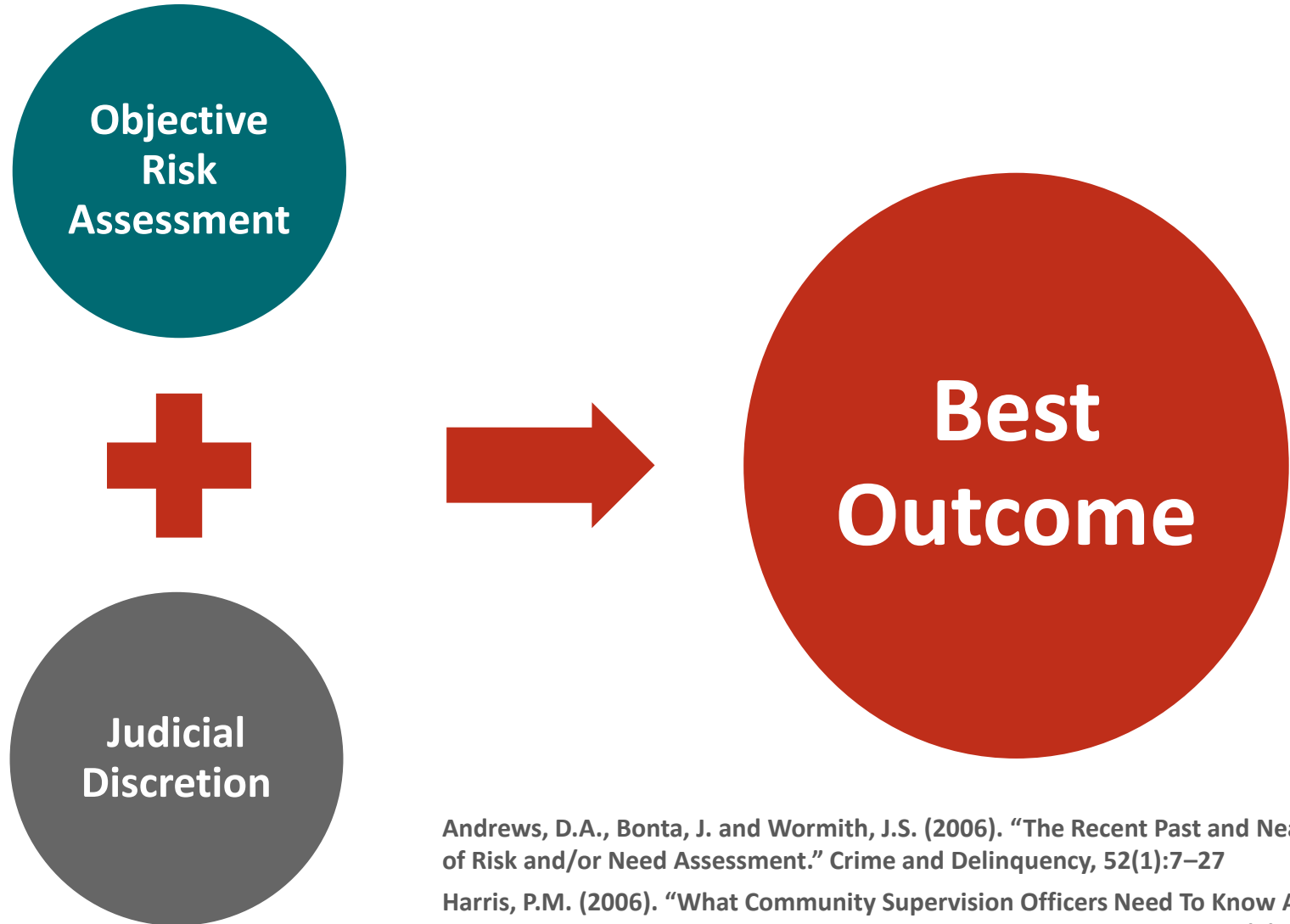
Release not recommended

Decision Making Framework

» DMF Matrix

	NCA 1	NCA 2	NCA 3	NCA 4	NCA 5	NCA 6
FTA 1						
FTA 2						
FTA 3						
FTA 4				Release with Conditions Level III		
FTA 5						
FTA 6						

Decision Making Framework



Andrews, D.A., Bonta, J. and Wormith, J.S. (2006). "The Recent Past and Near Future of Risk and/or Need Assessment." *Crime and Delinquency*, 52(1):7-27

Harris, P.M. (2006). "What Community Supervision Officers Need To Know About Actuarial Risk Assessment and Clinical Judgment." *Federal Probation* 70(2)